



the bands of southeast high school

BRADENTON, FLORIDA

2023-2024
SEHS BAND
HANDBOOK

TABLE OF CONTENTS

| PAGE # | PAGE DESCRIPTION |
|------------------------|--|
| 3 | Band Program Contact Information |
| 4, 5 | Band Program Letter from the Director |
| 6, 7 | Band Program Course Guide |
| 8 | Band Program Boosters aka SIMBA |
| 9, 10 | Band Program Financial Information |
| 11 | Band Program Payment Schedule |
| 12 | Band Program Nolettes (Dance/Guard) |
| 13 | Band Program Supply List |
| 14, 15 | Band Program Procedures |
| 16, 17 | Band Program Events |
| 18 | Band Program Attendance |
| 19 | Band Program Make-Up Assignment |
| 20 | Band Program Grading Policy |
| 21 | Marching Band Mini Camp + Try-Outs |
| 22 | Marching Band Section + Leadership Info |
| 23 | Marching Band Leadership Application/Contract |
| 24 | Marching Band Leadership Camp |
| 25 | Marching Band Band Camp |
| 26 | Marching Band Merit + Demerit System |
| 27, 28, 29, 30, 31, 32 | Marching Band Visual Technique |
| 33, 34, 35 | Marching Band Visual Instructions |
| 36 | Course Overview Band/Dance |
| 37 | Course Overview Keyboard |
| 38 | Course Overview Orchestra |
| 39 | *Band Program Student Intent-Contact-Info |
| 40 | *Band Program Locker + Instrument Agreement |
| 41 | *Band Program Travel-Medical-Media Release Form |
| 42 | *Band Program Release of Liability |
| 43 | *Band Program Student ContRact |
| 44 | *Band Program Family ContRact |

**Indicates items to be filled out, signed by student and parent, and turned in to band director. Keep in mind that printed out forms are frequently front/back and require signatures on both sides. Hard copies of the handbook and of any forms are available upon request.*

BAND PROGRAM | CONTACT INFORMATION

VISIT OUR WEBSITE FOR MORE INFO, BAND CALENDAR, ETC.

sehsband.com

SCHOOLGY GROUP

Updates from Vella for ALL students.

GROUPME CHATS

Updates from Vella for ALL students.

AFTERSCHOOL ABSENCE DOCUMENTATION / SUBMIT ASSIGNMENTS

southeastband@gmail.com

**Please include NO personal/private information in messages to this email address!*

FOLLOW US ON INSTAGRAM

southeastband

PARENTS - JOIN OUR FACEBOOK GROUP!

SIMBA | Southeast Instrumental Music Boosters Association

| | | |
|--|---|--|
| <p>BAND DIRECTOR Andrea Vella vellaa@manateeschools.net [w] 941.741.3366 x36060 [c] 941.224.4100</p> | <p>ASSISTANT BAND DIRECTOR / NOLETTES COACH Celeste Matthews matthews2c@manateeschools.net [w] 941.741.3366 x36060 [c] 941.920.3750</p> | <p>NOLETTES COACH Jakaia Nelson nelsonj2@manateeschools.net [w] 741.3366 x36147 [c] 941.567.8106</p> |
| <p>PERCUSSION INSTRUCTOR Sharon Garcia de Leon [c] 941.565.4785</p> <p>PERCUSSION TECH Aaron Garcia de Leon [c] 941.548.8000</p> | <p>SHOW DESIGNER / MUSIC Brendan Guyre guyreb@manateeschools.net [w] 941.741.3366 x36094 [c] 941.209.2271</p> | <p>ASSISTANTS/TECHS Kathy Campbell (Art Design) Steve Garcia de Leon Jose Gomez-Kokko Valentin Mancera</p> |

SIMBA | SOUTHEAST INSTRUMENTAL MUSIC BOOSTERS ASSOCIATION

| | | | |
|--|---|---|--|
| <p>SIMBA EMAIL sehssimba@gmail.com</p> | | <p>SIMBA ADDRESS P.O. Box 21404 Bradenton, FL 34204-0775</p> | |
| <p>EXECUTIVE BOARD</p> | | | |
| <p>PRESIDENT Anelis Aurand-Araos [c] 727.470.8700</p> | <p>VICE PRESIDENT Travis Howard [c] 941.448.3666</p> | <p>TREASURER Jennifer Weiss [c] 941.264.6322</p> | <p>SECRETARY Yina Guerrero [c] 941.580.0539</p> |

BAND PROGRAM | LETTER FROM THE DIRECTOR

WELCOME SOUTHEAST BAND FAMILY!

The purpose of this letter is *informative* and to rally the support needed to keep our program at our school strong and moving in the direction we desire. While some information in this handbook is also in reference to or directed to students/families involved with orchestra, keyboard, and IB Music, most of the handbook is geared towards band members. This includes woodwind and brass (collectively known as winds), percussion/drumline, and *Nolettes* (dance/guard) members.

OUR PROGRAM | OUR SCHOOL

I am a Southeast alumna. After attending graduate school for two years in Switzerland, I had no intention of returning home...or of living in this state...or even in this country! However, life takes twists and turns, I am now going into my 14th year as band director, and I wouldn't trade this experience for anything. Of course, none of us know what the future holds, and each week has its ups and downs, but I do know that I feel very fortunate to be the director at this school, working with these students, this school staff, band staff, SIMBA executive board, band parents, volunteers, etc. I am very proud of my students and our product and thank everyone who has given a helping hand—past, present, and future!

In saying all that, I will do anything I can to continue to maintain and build this music program, to make our school a better place, and give our students all that I can so they have the best imaginable musical experience, high school experience, and most importantly to try and help provide them with learning opportunities and tools they can use on into adulthood. That is my ultimate goal and something that gives me a great sense of purpose.

MUSIC | DANCE EDUCATION

Speaking from my own experience and to the experience of former students, being part of this band family is a once in a lifetime opportunity. We are the heartbeat of Southeast High School, and our school is only as spirited as we are! Other students, faculty, families, audience, and community members look to us to lead the way in that arena. An opportunity like this is a gift and a learning experience in and of itself. Although we may not fully realize it at the time, this spirit and enthusiasm is an important characteristic and is something future employers highly value. Every boss wants his/her employees to genuinely care about their work and their product, because he/she knows it will benefit the company ten folds. Being enthusiastic, invested in what you are doing, and doing it with a positive attitude are the KEYS TO SUCCESS! Aside from the benefits of playing music (see video in the next section), the learning experiences and opportunities students get from being part of the music program - especially on leadership - are beyond measure, in my opinion.

Read this Article: [“10 Values Marching Band Students Learn and Why You Should Hire Them”](#) by John Gardner

What these students do when they are here is in no way easy. It requires proactivity, copious amounts of time, energy, patience, determination, passion, creativity, problem solving, fearlessness, grit...I could go on and on! For that, I think this band is the best Southeast has to offer! Putting everything together to try to form a cohesive performance/show is not easy and for that we have a remarkable team that consists of band staff, band parents, volunteers, and student leadership.

PLAYING MUSIC | BRAIN ACTIVITY

Watch this 5-Minute Video: [“How playing an instrument benefits your brain”](#) by Anita Collins

My thoughts on the video: Everything they said is great, but it doesn't discuss *marching* band, so they don't even touch on the physical activity, memorizing music, memorizing/executing drill and visuals, etc. that takes place when you put "music in motion" aka marching band. How incredible is it that these students...you/your kids can do so much with their minds and bodies - simultaneously! And it is a joy for me to witness that and have a hand in that, which is why I love what I do!

BAND PROGRAM | LETTER FROM THE DIRECTOR

TOTAL PARTICIPATION | TIMELY COMMUNICATION

All ensembles are a team effort and need total participation. And in the case we can't have that, we need timely communication, so I have vital information to determine in a timely manner on *my part* what is best for our band. I can't do this by myself, and I can't do this with even with half the ensemble. We will not succeed unless we all act as a team!

Our band website (Nole Notes/band calendar), Schoology band group, GroupMe chats, Facebook group, email, Sign-Up Genius, and SIMBA meetings are some of ways we can communicate. I do my best to communicate what is going on with band related events and keep everyone informed. All of our events (practices, performances, etc.) can be found on the band calendar. I am also very understanding when it comes to students not being able to attend various band related events, if they inform me in a timely fashion or if it is a true emergency. Poor communication is unacceptable, especially in this day and age. It not only affects me, it affects my staff, band leadership, band parents, and ultimately all students in the program.

We are an IB school and that means academics are a priority for all of our students. In addition to school, many of our members hold jobs and care for siblings. Our band members also participate in many sports and clubs. I love that my students are well-rounded, and I encourage them to continue all of those activities. However, this cannot be done unless all stakeholders strive to manage our time and communicate in a timely manner with each other (be it instructors, teachers, coaches, bosses, parents, etc.) when there are schedule conflicts. Time management isn't just a buzz word or something teachers, bosses or parents like to toss around for fun. TIME MANAGEMENT IS AN ACTION. And speaking for myself, it is a process and takes time, experience, and practice to get better. (:

CONCLUSION

As I mentioned at the start of this letter, my intention is to inform everyone about the program, expectations, to streamline our goals, and ultimately the vision for our program. The decisions we make today affect us every day! In addition, I want to rally together and always strive to do and be better each day. If you made it to the end of this letter, read the article, and watched the video, thank you very much for your time!

Thank you and as always... >>>---Go-Noles!--->

Andrea Vella
Director of Bands
Southeast High School
vellaa@manateeschools.net
[w] 941.741.3366 x36060
sehsband.com



BAND PROGRAM | COURSE GUIDE

BAND I, II, III, IV, V HONORS (BRASS + WOODWIND CLASSES)

There are two class periods for brass and woodwind students during the school day - a period for band 1 students and a period for band 2+. In addition to that, there are separate classes for drumline/percussion (Music Techniques) and Nolettes (Eurhythmics). These classes serve as a hub for all band courses/ensembles. Students practice all music in all classes, depending on the time of year - marching band (Marching 'Noles), jazz band, (Renegade Jazz and Cimarron Jazz), concert band (Wind Ensemble and Symphonic Band), Solo & Ensemble MPA, symphony orchestra, etc. This course has fees associated with it and requires frequent afterschool practices/performances. Please refer to the band calendar for dates/times of practices/performances.

- **CONCERT BAND (MANDATORY):** Both concert bands have a handful of performances throughout the year. Students will either be placed in our top band, Wind Ensemble or in Symphonic Band.
- **MARCHING BAND (MANDATORY):** The Marching 'Noles uphold a long tradition of excellence at Southeast High School. Students will have many opportunities to travel and participate in various competitions, parades, football games, and other band trips throughout the season.
- **JAZZ BAND (MANDATORY FOR BAND LEADERSHIP):** Our jazz bands are made up of saxophones, trombones, trumpets, piano, guitar, bass guitar, drum-set, and vocalists. However, other instrumentalists are encouraged and welcome to join! Both jazz bands perform for various events for the school and community.

EURHYTHMICS I, II, III, IV (NOLETTES – DANCE/GUARD CLASS)

There is one class period during the regular school day for *Nolettes* (the official course name is Eurhythmics). This course is designed for students who are members of *Nolettes* (dance, flags, weapons, etc.), which is part of the marching band. Tryouts take place in April/May of the previous school year. In the fall, students learn and create routines for various marching band performances and for the Winter Concert. During the spring semester, students prepare routines for Solo & Ensemble MPA, other competitions, Yes! We Can Dance showcase, various marching band performances, and the Prism Concert. This course has fees associated with it and requires regular afterschool practices/performances. Please refer to the band calendar for dates/times of practices/performances.

BAND PROGRAM | COURSE GUIDE

MUSIC TECHNIQUES I, II, III, IV (DRUMLINE/PERCUSSION CLASS)

There is one class period for drumline/percussion students during the school day (the official course name is Music Techniques). This course is designed for students in drumline/marching band. Students practice all music during this class period, depending on the time of year - marching band, drumline cadences, percussion ensemble, concert band (Wind Ensemble and Symphonic Band), jazz band (Renegade Jazz and Cimarron Jazz), Solo & Ensemble MPA, and symphony orchestra. This course has fees associated with it and requires regular afterschool practices/performances. Please refer to the band calendar for dates/times of practices/performances.

KEYBOARD I, II, III, IV

In the Keyboard course students learn how to read music and play the keyboard. As students progress, they will use method books, learn scales, arpeggios, chords, and be given prescribed solos/duets, but will also be permitted to choose their own pieces to study in class. All Keyboard students participate in a Keyboard Ensemble. This course has a small fee associated with it and requires very minimal afterschool practices/performances.

ORCHESTRA I, II, III, IV, V HONORS

There are two class periods for orchestra students during the school day - a period for orchestra 1 students and a period for orchestra 2+. Students will spend time learning and reviewing the fundamentals of playing a string instrument (violin, viola, cello, bass), learn basic music theory, and study music history. These classes serve as a hub for all orchestra courses/ensembles. Students practice all music in all classes, - string orchestra, chamber ensembles, and symphony orchestra. This course has some fees associated with it and requires some afterschool practices/performances. Please refer to the band calendar for dates/times of practices/performances.

BAND PROGRAM | BOOSTERS aka SIMBA

WHAT IS SIMBA?

The Southeast Instrumental Music Boosters Association (SIMBA) is an association of parents which is the backbone of the music program at Southeast High School. Its members are from various trades and professions, each offering a unique talent. Members of this group serve the band with pride during football games, parades, concerts, trips, etc. If you are a parent interested in coming out and showing your support, please join our Facebook group for weekly updates and contact our SIMBA executive board for more information!

MEETINGS | EXPENSES

SIMBA generally meets once a quarter **See Band Calendar for specific dates!* from 6:30pm-7:30pm in the chorus room. Come out and make new friends, reconnect with old ones, and most importantly help support our students! All stakeholders are encouraged to attend. At meetings, we follow Robert's Rules of Order, vote on expenses over \$500, discuss upcoming events, fundraisers, needs, and the treasurer provides an itemized reconciliation report for the month. Expense amounts vary year to year and some expenses depend on exactly how many students we have in the band program. The band operates on a budget of +/- \$30,000 per year. The following pages give an idea of our expenses, but for detailed reports, please attend SIMBA Meetings and/or read the minutes posted on our website.

HOW DO I VOLUNTEER?

Contact our SIMBA Executive Board to let them know you are interested. Then, you will fill out a volunteer application on the SDMC website. Once that is complete, go to the SEHS front office to get your driver's license scanned aka *raptured*. If you are chaperoning for an *overnight* trip, you must do the "Level II Background Screening"/fingerprinting and pay a processing fee, which is around \$80.

CHAPERONE/VOLUNTEER DRESS

- Current Band Show Shirt (\$15), Old Band Show Shirt, or Plain Black T-Shirt
- Black Pants, Khaki Shorts, or Jeans

MAJOR EVENTS

- Football Games (Fridays in August through November)
- FMBC Marching Band Competitions (some Saturdays in October and early November)
- MPAs (Marching Band in late October, Concert Band in early March)
- Solo & Ensemble/Auxiliary Solo & Ensemble (Districts in mid-February, States in late March)
- Parades (Veteran's in November, MLK in January, St. Patrick's in March, and Desoto in April)
- Concerts (Winter Concert in December, Splinter Concert in February/March, Prism Concert in May)
- Band Banquet (May)

COMMITTEES | WAYS TO HELP

- | | |
|---|--|
| • PR/Marketing | • Fundraising |
| • Volunteer Coordinator | • Uniform Fitting/Repair/Maintenance |
| • Load Equipment/Drive Trailer | • Pass out Water |
| • Communications | • Supervise in Stands @ Football Games |
| • Plan Marching Band Trip | • Build +/-or Move Props |
| • Visitor's Side Concession Stand (Grill Master, Cashier, Food Prep, etc.) | • Move Front Ensemble/Drumline Equipment |
| | • French Braid Hair (Double Braids) |

BAND PROGRAM | FINANCIAL INFORMATION

PAYMENT INFORMATION

- Turn in all forms and paperwork to the band director.
- Turn in all band, orchestra, keyboard payments to the band director.
- Turn in Nolettes payments to the dance coach.
- Make all checks and money orders payable to SOUTHEAST HIGH SCHOOL ***NOT*** SIMBA.
- Cash is also accepted.
- Students may pay fees in full or follow the payment schedule. **See page 11 and 12 of this handbook.*

GENERAL EXPENSES | WHAT YOUR BAND FEES COVER...

- Transportation (Buses)! ~\$15,000 **Currently paid by SDMC Arts Millage!*
- Mandatory School Insurance (Band Payment #1) \$50
**See Band Director if involved in JROTC or another sport!*
- MB Show (Custom Music ~\$2,000 + Drill ~\$1,500 + Choreography ~\$500 + Props ~\$1000)
- Dry Cleaning/Uniform Repair/Replacement for Marching/Concert Band ~\$3,000
- Band Trailer Maintenance/Gas/Truck Rental (if needed) ~\$500
- Sheet Music (Keyboard/Marching/Jazz/Concert Band) ~\$1,000
- Various FBA Student Fees/Recording Fees for Marching/Concert Band MPAs ~\$1,500
- FMBC Regionals Entry Fees ~\$150/Competition (2-3 Regional Competitions/season)
- Costumes ~\$3,000 (varies depending on pricing and number of members)
- Auxiliary Equipment (flag silks and poles, weapons, etc.) ~\$1,000
- Drum Heads/1st Pair of Sticks/Mallets ~\$500
- Reeds/some Instrument Cleaning Supplies ~\$2,000
- Band Shirts/Hats ~\$3,000
- Additional Instruction/Assistance ~\$2,000 **Currently paid by SDMC Arts Millage!*
- ATD/Substitutes (if needed/band related) ~\$600
- Band Owned Copy/Printer + Paper and Supplies ~\$1,000
- Band Awards ~\$1,500
- Instrument Repair/Replacement - if the district amount is exceeded/depending on how much the district allocates that year) / including district allocations which is ~\$4,000 TOTAL

BAND PROGRAM | FINANCIAL INFORMATION

INSTRUMENT | EQUIPMENT USE

When available, if a student does not have their own instrument, students are assigned school instruments (particularly large instruments, for example tubas and string bass, and marching band instruments like sousaphones, percussion, mellophones, etc.). Many students play multiple instruments throughout the year depending on the ensembles they are involved in, and some are much more expensive than others, so it is not practical for us to charge a specific fee for each instrument, it is included in our "fair share" band fees. If a student loses their assigned instruments, intentionally or significantly damages an instrument/equipment (determined by the band director), then they must pay for the repair/replacement on their own. Everyday wear and tear is covered either by district repair and replacement allocations or by band fees, in the case that there are no allocations/we go over the amount provided by the district. **Refer to Locker + Instrument Agreement towards end of packet for more information.*

FUNDRAISERS

BAND FUNDRAISERS – All students and families are encouraged to participate in *band* fundraisers. These include the band concession stand (visitor's side!), Snap Raise, restaurant fundraiser nights, silent auctions, if we receive money for participating in a particular performance, etc.

STUDENT FUNDRAISERS – These are fundraisers that go directly towards a specific student's fees. This includes candy, pizza, cookie dough, and discount card sales, candle sales, sponsorship letters, participation in certain events, and fundraisers of that nature. Band fundraisers generally run through our boosters and student fundraisers run through the school bookkeeper.

BAND FEES | PAYMENT OPTIONS

Please contact the band director to inquire about fees owed for the current school year. Payments for each ensemble/fee can be raised by students through various fundraisers organized by our boosters throughout the year **OR** students can do a monthly payment plan **OR** students can pay in full upfront. Some scholarships/waivers/price reductions are available, if brought to the attention of the director, instructors, and boosters early in the school year. If a student is unable to complete the full year of band for any reason after drill numbers are set in late August, they are subject to pay band fees in full. No refunds will be given.

GOOD STANDING | DEBT

If fees remain to be unpaid after final due dates, a debt card will be issued through the school in the student's name, generally in January. Students will not be allowed to participate in school functions such as prom, Grad Bash, graduation ceremony, etc. Students must also be in good standing to be on leadership and to participate in yearly band trips. Please check your Destiny account through Focus for past due fees.

BAND PROGRAM | PAYMENT SCHEDULE

PAYMENT INFORMATION

- Turn in all forms and paperwork to the band director.
- Turn in all band, orchestra, and keyboard payments to the band director.
- Turn in Nolettes payments to the dance coach.
- Make all checks and money orders payable to SOUTHEAST HIGH SCHOOL ***NOT*** SIMBA.
- Cash is also accepted.
- Students may pay fees in full upfront or follow the payment schedule.

| PAYMENT SCHEDULE SEMESTER 1 | |
|-------------------------------|---|
| JULY 1 | Band Payment #1 of 5 – \$50 <i>*Non-Refundable Mandatory School Insurance.</i> Nolettes Payment #1 of 6 – Various <i>*In addition to Band Fees.</i> |
| AUGUST 1 | Band Payment #2 of 5 – \$50 Nolettes Payment #2 of 6 – Various <i>*In addition to Band Fees.</i> |
| SEPTEMBER 1 | Band Payment #3 of 5 – \$50 Nolettes Payment #3 of 6 – Optional <i>*In addition to Band Fees.</i> Orchestra Payment #1 of 1 – \$50 |
| OCTOBER 1 | Band Payment #4 of 5 – \$50 Nolettes Payment #4 of 6 – \$100 <i>*In addition to Band Fees.</i> |
| NOVEMBER 1 | Band Payment #5 of 5 – \$50 Nolettes Payment #5 of 6 – \$100 <i>*In addition to Band Fees.</i> |
| DECEMBER 1 | Jazz Band Payment – \$50 <i>*Jazz Band is only mandatory for Band Leadership.</i> <i>*Currently paid by SDMC Arts Millage!</i> Nolettes Payment #6 of 6 – \$100 <i>*In addition to Band Fees.</i> |

| PAYMENT SCHEDULE SEMESTER 2 | |
|-------------------------------|--|
| JANUARY 1 | District Solo & Ensemble Payment (Various) <i>*Fees are minimal/variou</i>s. <i>*Currently paid by SDMC Arts Millage!</i> |
| FEBRUARY 1 | DEBT CARDS WILL BE SUBMITTED TO THE SCHOOL BOOKKEEPER |
| MARCH 1 | State Solo & Ensemble Payment (Various) <i>*Fees are minimal/variou</i>s. <i>*Currently paid by SDMC Arts Millage!</i> |
| APRIL | - |
| MAY | - |
| JUNE | - |

**See page 12 for Nolettes payments, dates, information.*

BAND PROGRAM | *Nolettes* (Dance/Guard)

TRY-OUTS (APR) Refer to the band calendar - sehsband.com/nole-notes

SUMMER PRACTICES (JUN - JUL) Refer to the band calendar - sehsband.com/nole-notes

MARCHING BAND SEASON (ALL YEAR, BUT MOSTLY AUG-DEC)

See all information/forms in the handbook regarding the band program/marching band.

COMPETITION SEASON (JAN - APR)

During competition season, *Nolettes* practices are generally on Tuesdays and Thursdays from 3-6pm in the dance room. All members will be part of the winterguard routine (dance, flag, rifle, sabre) and two dance-based routines.

APPEARAL **Additional Costs!*

Below is the payment plan for NEW and RETURNING *Nolettes* members. THIS IS MANDATORY AND IN ADDITION TO THE MARCHING BAND PAYMENTS (\$250). This plan is designed to spread out the cost, depending on when certain items are needed. In order to receive items in a timely manner, and to be able to cover the cost for these items, payments must be paid on time.

| NOLETTES PAYMENT SCHEDULE | | | | |
|-----------------------------------|--|----------------------|--------------------------------|----------------------------------|
| PAYMENTS | <i>Nolettes</i> APPAREL | PRICE (INCLUDES S/H) | NEW MEMBER ITEMS | RETURNING MEMBER ITEMS |
| PAYMENT #1 JULY 1 | Jazz Pants | \$45 | ✓ | <i>*Only purchase if needed!</i> |
| | 2 Pairs - Jazz Shoes (Black and Tan) | \$50 | ✓ | <i>*Only purchase if needed!</i> |
| | Tights | \$10 | ✓ | ✓ |
| | Jersey | \$25 | ✓ | <i>*Only purchase if needed!</i> |
| PAYMENT #2 AUGUST 1 | Backpack | \$30 | ✓ | <i>*Only purchase if needed!</i> |
| | Team Jacket | \$55 | ✓ | <i>*Only purchase if needed!</i> |
| PAYMENT #3* SEPTEMBER 1 | Team Hoodie* | \$25* | <i>*Optional!</i> | <i>*Optional!</i> |
| PAYMENT #4 OCTOBER 1 | Competition Season (Part 1) | \$100 | ✓ | ✓ |
| PAYMENT #5 NOVEMBER 1 | Competition Season (Part 2) | \$100 | ✓ | ✓ |
| PAYMENT #6 DECEMBER 1 | Competition Season (Part 3) | \$100 | ✓ | ✓ |
| TOTAL | <i>*Does not include optional and only purchase if needed items.</i> | | NEW MEMBERS = \$515 | RETURNERS = \$310 |

See page 11 for additional **mandatory Marching Band Fees (\$250 total).*

BAND PROGRAM | SUPPLY LIST

**The items listed below are NOT included in the Band/Dance/Orchestra/Keyboard Payments.*

| KEY | CLASS/ENSEMBLE |
|-------------------|--|
| ALL | ALL Students – Woodwind, Brass, Drumline/Percussion, Keyboard, <i>Nolettes</i> (Dance/Guard) |
| MB | Marching Band – All Woodwind, Brass, Drumline/Percussion, <i>Nolettes</i> (Dance/Guard) |
| CB | Concert Band (Wind Ensemble and Symphonic Band) – All Woodwind, Brass, Drumline/Percussion |
| JB | Jazz Band (Renegade Jazz and Cimarron Jazz) – Woodwind, Brass, Rhythm in Jazz Band |
| KB | Keyboard Class |
| O | Orchestra |
| N | <i>Nolettes</i> (Dance/Guard) |
| P | All Percussion/Drumline |
| B | All Brass |
| WW | All Woodwind |
| WINDS | Woodwind + Brass |
| WW + B + P | Woodwind + Brass + Percussion/Drumline |

- **ALL:** Pencils + Highlighters + Earbuds/Headphones
- **MB/CB/JB/KB/O:** 1-Inch Black Binder **With pockets.*
- **MB/CB/JB/KB/O:** OPTIONAL - Sheet Protectors **Easier to read music if they are non-glare.*
- **MB/CB/JB/KB/O:** OPTIONAL - Binder Tabs **Pack of 5 is good.*
- **MB/CB/JB/KB/O:** Smartphone Apps: Tuner, Metronome, Piano, GroupMe **If you have a smart phone, you can install FREE apps for these. If not, you can buy tuner/metronomes (either as one device or sold separately) in a music store – Ex. Bertrand’s Music/Keyboards & More, Sam Ash, Guitar Center, etc.*
- **MB:** Black Marching Band Shoes **Preferably something similar to Dinkles Glide Marching Band Shoes.*
- **MB:** Khaki Shorts + Jean Pants for performances
- **MB:** Large Water Jug **1/2-Gallon to 1-Gallon. For example - Coleman Jug.*
- **MB:** MB Practice Clothes **Athletic Shirts (white shirt for regular practices, section color shirt for special practices), Athletic Shorts (any color), and Athletic Shoes.*
- **MB:** Baseball Cap/Visor, Sunglasses, Sunscreen, DEODORANT, Earplugs
- **WW + B + P:** MB Uniform Attire – MB Shoes, Long Black Socks, Spandex Shorts, Show Shirt, hair ties **If needed.*
- **N:** Make-Up, Hairbrushes, Bobby Pins, etc. for performances **See Instructor/Captains for other items.*
- **P:** Stick Tape (White Electrical Tape), Drumsticks/Mallets, Drum Key, Stick Bag
- **WINDS (WW + B):** Small Screwdriver Set **Recommended.*
- **WW:** Swab Rags/Poles, Reeds, Cork Grease, Tuning Rod (Flutes), Pad Paper
- **B:** Valve Oil, Slide Grease, Slide Cream, Silver Polish
- **O:** Rosin, Shoulder Rest
- **CB/JB/KB/O Girls:** Concert Blacks (All Black Dress Clothing - Shirt/Pants or Dress below knee), Black Dress Shoes
- **CB/JB/KB/O Boys:** Concert Blacks (Buttoned-Down Black Dress Shirt, Black Dress Pants, Black Dress Shoes/MB Shoes are fine, Long Black Socks), White Under T-Shirt, Belt

BAND PROGRAM | PROCEDURES

- EARLY = ON TIME. ON TIME = LATE.
- BE RESPECTFUL TO EVERYONE AND EVERYTHING!
- CLEAN-UP AFTER YOURSELF, LIGHTS OUT, DOORS LOCKED, PUT AWAY EQUIPMENT, CHAIRS, + STANDS AFTER EACH USE!
- **NO** GLASS, GUM, FOOD, OR DRINK (EXCEPT WATER) IN THE BAND ROOM, LOCKER ROOM, ETC.
- **NO** SMOKING, VAPING, JUULING, CHEWING TOBACCO, ALCOHOLIC BEVERAGES, OR ANY TYPE OF ILLEGAL SUBSTANCE/SUBSTANCE ABUSE WHILE AT A BAND EVENT, PRACTICE, OR PERFORMANCE.
- **NO** PUBLIC DISPLAY OF AFFECTION AT ANY BAND EVENT, PRACTICE, OR PERFORMANCE.

INSPECTION

Inspection is when the entire band gathers before a game, parade, performance, etc. to be checked off for proper attire/equipment. NOT being prepared and/or not following these procedures can result in a DEMERIT (MB/CB/JB). Inspection will take place in the band room – depending on the event/performance.

MARCHING BAND INSPECTION CHECKLIST (BRASS, WOODWIND, DRUMLINE)

- *Nolettes* - refer to Coaches/Captains for dress for each performance.
- Instruments must be SHINED/POLISHED for every performance.
- If hair falls at or below shoulder length (male & female), it must be braided in TWO French braids, if possible.
- NO jewelry is to be worn during performances (small ear studs *are* acceptable).
- SEHS show shirt and any shorts (spandex is good) to wear under uniform.
- Black marching band shoes and long black socks.
- Jackets, bibbers (overall pants), gauntlets, black gloves, white SEHS band visor, cavalier hats, feathers, and marching band shoes will be stored in the uniform room – NOT your personal lockers and must be hung up carefully.
- Bring cavalier hats on the bus and in the stands but be very CAREFUL!

CONCERT BAND/JAZZ BAND/KEYBOARD/ORCHESTRA INSPECTION CHECKLIST

- ALL - Instrument must be SHINED/POLISHED/CLEANED for every performance.
- ALL - Concert blacks and black dress shoes (YOUR OWN) for Winter Concert, Prism Concert, and any other concert on campus.
- GIRLS – Own black dress shoes (open toe is fine) and black dresses (PROPERTY OF THE BAND) for MPAs.
- BOYS – Own black dress shoes (marching band shoes are fine), black socks, white undershirt. Then, black tux, white dress shirt, black bow tie, black cummerbund (PROPERTY OF THE BAND) for MPAs.

BAND LOST + FOUND

Keep all personal items in correct locker at all times with NAME TAG AND LOCK. DO NOT KEEP PERSONAL ITEMS IN THE BAND ROOM OR OTHER ROOMS IN THE MUSIC BUILDING. If you leave belongings outside of your locker unattended, they will be put in the band lost & found until claimed or until cleaned out which occurs one week before all extended breaks (fall break, winter break, spring break, and summer break). Items still left in lockers, or in the band lost & found during these designated weeks will be discarded or collected for donation.

BAND PROGRAM | PROCEDURES

GET READY

Anytime uniforms are worn, students will need to report to the uniform room during the one hour of time designated to “Get Ready”. Before you pick up your uniform, you will need to know the following information:

- Know your jacket number and bibber number.
- Pickup all uniform items listed above in the inspection checklist / HANG-UP PROPERLY!
- NEVER TOUCH A FEATHER! Only band parents and designated leadership may handle feathers.
- White SEHS band visors belong in containers with section (Brass, Woodwind, Drumline, *Nolettes*).
- When getting ready, set (cavalier aka cavy) hatboxes in concert arcs.

ADDITIONAL UNIFORM POLICIES + PROCEDURES

- Do NOT take off your visor/cavalier hat and/or jacket at a game or performance until director gives the okay. **It is perfectly fine to remind Director in a polite manner to give the okay though! ☺*
- Right before the halftime show, an announcement will be made to put on jackets, etc., then line up to receive a feather.
- During the 3rd Quarter of the game, captains will get white SEHS band visors and hand them out.
- After performances, the band will return to concert arcs for directions. Then, students will be given time to clean-up, change, and meet back in arcs.
- Dismissal includes read off of merits/demerit and some discussion/final announcements.
- If a student MUST leave before dismissal, please communicate this with director *in advance* via email.

TRAVEL PROCEDURES

- The band travels in a formation called TUNNEL. The purpose is to get us from any point A to point B in an orderly manner. There are various tunnel formations, which will be explained by captains.
- Do not “break” tunnel.
- Do not talk in tunnel.

BUS POLICIES + PROCEDURES

- Bus rosters will be pre-determined by director.
- The bus captains, chosen by director, will be dismissed first, so that they are ready to take attendance at the door of the bus. It is their responsibility to greet the driver, ask about traditions, speak to the group on the bus, get the roster/clipboard from director, count the number of students and number of chaperones on their bus, and report that to the driver. Bus captains are also responsible for the final check of the bus – pick up trash, lost articles, close windows, check for wallets, earbuds, cell phones, etc.
- Students MUST maintain normal speaking levels at all times, be respectful to driver, follow all school bus rules.
- Band members must remain in seats, facing forward for the entirety of a trip.
- ALL band member must ride the bus to and from an event/performance. If a student must arrive late to an event or leave early from an event and this affects whether they will ride the bus, they MUST speak with director and fill out paperwork a WEEK in advance. If a student is leaving an event with a parent, they will only be discharged when the parent is present. A photo ID of the person picking up the student may be requested.
- Only band members and scheduled chaperones are to travel on the band buses.

BAND PROGRAM | EVENTS

SPECIAL EVENTS

- Senior Night – This is generally the last regular season home football game. Seniors/families are announced and walk on the field. Seniors are to wear all band-related medals. Parents/families are encouraged to dress nice. Seniors will receive a flower. Professional Photos will be taken.
- Homecoming/Alumni Night - We invite ALL alumni and celebrate homecoming.
- Middle School Band Night - We invite ALL district middle school 8th graders to this game!
- Play-Off Football Games - If the team makes play-offs, the band may attend these games.
- Friday Night Under the Lights (FNUL) - Practices when there is no game on a Friday.
- Possible Saturday practices in October.

SEHS EVENTS

- Freshman Orientation, Open House.
- Friday Morning Game-Day Pow Wows (Perform with Cheerleaders in the SEHS courtyard before bell rings).
- Pep Rallies, Homecoming Bonfire.
- Drumline Special Events (Homecoming War Drums and various other gigs throughout the year).
- VPA Performances – TBA.
- Winter Concert in December, Splinter Concert in February/March, Prism Concert in May.
- We occasionally host middle school concerts or MPAs.

FOOTBALL GAMES

- Home Games **Students can use “band bucks” that they earn, but also bring \$ for concessions.*
- Away Games **Bring \$ for concessions.*
- Play in the stands **We will review football game etiquette.*
- Pre-Game Show **Only for home games.*
- Halftime Show **Home games, some away same, competitions, and stage version.*
- Post-Game Show **If there is not enough time to do our show during halftime, we may perform after the game.*

MPAs + FMBC

- FBA Marching Band MPAs **On a Saturday in late October, we have the practice/performance. We usually perform at Manatee High School at around 6pm for this.*
- FMBC Regional Competitions **All day on Saturdays in October and November – various locations/times.*
- FBA District Solo & Ensemble MPAs **Held on a Friday/Saturday in mid-February, usually at Braden River High School. Specific times will be available about two weeks before the event.*
- FBA District Concert Band MPAs **Held on a Thursday/Friday/Saturday in early March, usually at Riverview High School in Sarasota. Specific times will be available about two weeks before the event.*
- FBA STATE Solo & Ensemble + Concert Band MPAs **Usually a weekday in late March. Various locations, usually about two to three hours away. ~~There is an additional cost to attend (FBA Fees + Bus + Substitute).~~ If a student or ensemble earns a SUPERIOR rating at District S&E and/or Concert Band MPAs that student/ensemble is eligible for states and will automatically be signed up for states, unless we are told otherwise within 24 hours after districts.*

BAND PROGRAM | EVENTS

BAND BANQUET

- Held on a Friday or Saturday in MAY in SEHS Auditorium @ 5:30pm.
- MUST be in attendance to receive awards.
- Light food, memory video, present awards, announce upcoming year's leadership and halftime show.

HONOR BANDS, ETC.

There are various honor bands and performance/learning opportunities offered throughout the state/throughout the year. Costs vary and are due prior to the event. These are OPTIONAL.

- ALL-STATE **Auditions are in September. Generally, this is for students who take private lessons. All-State auditions are held on a Saturday in September at an area high school. It usually costs around \$20 to audition. The All-State Honor Band takes place in early January at the FMEA Conference in Tampa at the Convention Center. It is extremely difficult to make this band. Generally, this is for students who take private lessons. Please see the FBA website (Florida Bandmasters Association) for audition material and more information.*
- GULF COAST HONOR BAND **Auditions take place in late February, either held at an area high school or virtually. The honor band takes place in mid-May. Rehearsals are usually at Braden River High School and the performance is usually at the Sarasota Opera House. Usually, one to five students make this honor band.*
- FSU TRI-STATE **Seniors are nominated by the band director. Usually around three students are then selected to participate. This honor band is held in early December (Thursday-Sunday) in Tallahassee. It costs around \$300 per student.*
- USF FESTIVAL OF WINDS **10th-12th graders are nominated by the band director. Usually around 4-8 students are then selected to participate. This honor band is held in early December (Thursday-Sunday) in Tampa. It costs around \$250 per student.*
- UNIVERSITY OF MIAMI HONOR BAND **11th and 12th graders are nominated by the band director. Usually around 2-3 students are then selected to participate. This honor band is held in early February (Friday-Saturday). It costs around \$75 per student / lodging is not included in that price.*
- Sarasota Orchestra Youth Orchestras and/or Summer Camp **See director for more information.*
- Other Music Camps **See director for more information.*
- Private Lessons (in person or via Zoom/Skype/Facetime) **See director for more information.*

SOLO & ENSEMBLE MPA

- Cost of music – order early, S&E Fees, and accompanist (if applicable/paid directly to the accompanist).
- If a student needs a **piano accompanist** that is an additional cost paid directly to the pianist NOT to SEHS.
- ~~Payment is DUE before date of the MPA event – See payment schedule.~~ **Currently paid by SDMC Arts Millage!*

BAND PROGRAM | ATTENDANCE

OVERVIEW

Students can look at the Band Calendar on the website and see what is happening for the entire year. They also have at least two weeks-notice for anything added late (otherwise they are not penalized if they cannot attend). Therefore, attendance is **MANDATORY** for all afterschool events. Dates and times vary by ensemble – please refer to the band calendar and weekly updates. If students are **UNEXCUSED** from a band event, they receive a **ZERO** for that event aka ‘assignment’. If a student misses a half hour or less of practice due to an **EXCUSED** reason, they **WILL NOT** have to do the make-up assignment. If students have a schedule conflict and must arrive late, leave early, or miss an entire practice, they are to send an email request with a valid reason for missing the event (see below). If students are unexpectedly ~5-10 minutes late or have an unexpected ride issue, please send messages in section/leadership GroupMe chats.

DISCLAIMER

We use a demerit/merit system, and poor attendance can result in a demerit for the week. **See ‘Demerit System’ for specifics.*

EXCUSED ABSENCES

STUDENTS WILL NOT BE MARKED AS EXCUSED UNLESS...

- Absence is on the approved list of reasons (see below).
- Absence request is sent to the **CORRECT** address: southeastband@gmail.com
- Absence email is sent one week in advance if student must miss a practice or *minor* performance.
- Student speaks **DIRECTLY** with Band Director and sends the absence email at least one month in advance if he/she must miss a *major* performance:
 - Competitions
 - MPAs
 - School Concerts/Exams
 - Parades
- Student turns in the appropriate make-up assignment within one week from the day he or she is absent.

EXCUSED REASONS

- Excused Absence for School (went home sick, quarantine, etc.)
- Doctor’s Appointment with Documentation
- Religious Holiday, Religious Event (Pre-Arrange with Band Director)
- Wedding, Birth, Death in the Family (Pre-Arrange with Band Director)
- Trip, Field Trip (Pre-Arrange/Approve with Band Director)
- Sport, Club, Tutoring (Pre-Arrange/Approve with Band Director)

**If students or parents have questions/concerns or if the student’s reason for missing practice is NOT on the above list, please speak directly to Band Director.*

BAND PROGRAM | MAKE-UP ASSIGNMENT

OVERVIEW

- Students are expected to make every attempt to be present at practices and performances, as attendance in an ensemble affects EVERYONE - just like for any group project, sports team, etc.
- These are all *real* classes and students are assigned grades for all events ...aka assignments.
- Make-up work should reflect the amount of time that students put in who are able to show up for the practice/performance.
- EXCUSED ABSENCES = MAKE-UP ASSIGNMENTS BELOW / UNEXCUSED ABSENCES = 0

MAKE-UP ASSIGNMENT

Students are to write a one-page paper (Times New Roman, 12 point font, double spaced) on a music or dance performance in the following categories: Drum Corps (dci) show, dance routine, professional orchestra piece, band piece, piano piece, or a song/segment from an opera or musical (find on YouTube or use your own source – please site). Include ANY of these topics in the analysis: music, marching technique, drill design, dance/guard choreography, percussion/front ensemble, show theme, acting, lyrics, etc.

- AFTERSCHOOL PRACTICES/DRESS REHEARSALS
 - Marching Band, Concert Band, Jazz Band, Nolettes
 - One page Make-Up Assignment **Write about one performance listed above.*
 - 50 Points
- MINOR PERFORMANCES
 - Pep Band Type Performances, Pow Wows, Pep Rallies, Drumline Gigs, Basketball Games
 - Two page Make-Up Assignment **Write about two different performances listed above.*
 - 100 Points
- MAJOR PERFORMANCES
 - Competitions, MPAs, Yes! We Can Dance, School Concerts/Performances, Parades
 - Five to ten pages (See Director) **Write about five to ten different performances listed above.*
 - 200+ Points

PLEASE SEND ABSENCE REQUESTS +
MAKE-UP ASSIGNMENTS TO
southeastband@gmail.com

BAND PROGRAM | GRADING POLICY

ENROLLMENT

Students who are interested in doing band and have not already sign up for a particular band course, after they have turned in SIGNED band paperwork must contact their guidance counselor and ask to be added to the course. In addition to that, the director will email guidance counselors and send them a roster of students who have turned in SIGNED paperwork. Please be aware that this is a time consuming process for guidance and the director, so the more proactive students are the better!

REMINDERS

- These are PERFORMANCE BASED COURSES.
- COMMUNICATION IS KEY!
- All students must strive to maintain at minimum, a 2.0 GPA.
- All students must attend school regularly.
- Parents MUST call the school and speak with the attendance secretary to document excused absences during the school day.
- Unexcused absences for the school day will result in a 0 for the Daily Grade.
- All students must follow school rules as stated in the Code of Conduct.
- Failure to uphold these may result in suspension or expulsion from band activities.

ASSIGNMENTS

- Major Performances: 200 points each.
- Minor Performances: 100 points each.
- Dress Rehearsals: 100 points each.
- Practices: 50 points each.
- Daily Grade: 10 points for 7-period days, 20 points for block days.
- Theory Packets: 300 points each (150 at Progress Report).
- Projects/Presentations: ~200 points.
- Tests/Quizzes/Assignments/Schoolology Assignments/Scales: ~15-150 points.
- Extra Credit is given for participation in State Solo & Ensemble, Honor Bands, Beautification Days, Volunteering for Concerts, etc.
- Refer to Make-Up Assignment (page 20).

MARCHING BAND | TRY-OUTS + MINI CAMP (2023-2024)

NOLETTES (DANCE/GUARD) + DRUMLINE TRY-OUTS

**NO EXPERIENCE NEEDED!*

Tuesday, April 11 + Wednesday, April 12 + Thursday, April 13 from 5-8pm

**Must attend all days!*

**Parking/drop off in the student lot (near auditorium/baseball fields at front of school).*

**All meet in the band room (music building 10 - room 102).*

**Drumline will stay in band room and dance will walk over to the dance room together.*

**ALL - Wear athletic clothing + athletic (or dance/jazz) shoes + bring WATER!*

**Drumline Only - Please bring sticks and/or mallets, if applicable.*

MARCHING BAND MINI CAMP FOR ALL WOODWIND, BRASS, DRUMLINE, + NOLETTES

**NO EXPERIENCE NEEDED!*

Thursday, April 27 + Tuesday, May 16 from 5-8pm

**For Everyone (Nolettes, Drumline, Brass, Woodwinds).*

**Parking/drop off in the student lot (near auditorium/baseball fields at front of school).*

**All meet in the band room (music building 10 - room 102).*

**ALL - Wear athletic clothing + athletic (or dance/jazz) shoes + bring WATER!*

**Bring instruments (if applicable)!*

MARCHING BAND REGISTRATION FOR ALL WOODWIND, BRASS, DRUMLINE, + NOLETTES

**Registration, paperwork, and student/parent signatures will take place during Band Camp.*

**New member parents are requested to sign paperwork in person.*

**Please be prepared to pay the \$50 mandatory school insurance.*

**Please refer to the Band Handbook and Band Calendar on the Nole Notes page of the band website for more information on Band/Dance Fees.*

TENTATIVE - TRY-OUTS SCHEDULE

5pm: Arrive/intro in chorus room.

5:15pm Nolettes head to Old Gym to learn/review dance/flag routine.

5:15pm: Drumline members head to band room and take turns on different instruments.

**Drumline results announced at end of Day 2.*

**Dance results passed out at end of Day 3.*

7:45pm: Announcements.

8pm: DONE!

TENTATIVE - MINI CAMP SCHEDULE

5pm: Arrive/video/intro

5:15pm: Ice breaker
(Do You Know Your Neighbor?)

5:30pm: Get instruments/music

5:45pm: Sectionals in music building

6:30pm: Full band in band room

6:45pm: Tunnel to Old Gym with equipment

6:50pm: Marching in Old Gym

7:15pm: Mock March-Off

7:40pm: Tunnel to band room

7:45: Announcements
(Person/Section of the Day)

8pm: DONE!

MARCHING BAND | SECTION + LEADERSHIP INFORMATION

SECTIONAL LOCATIONS

| SECTION | LOCATION |
|---|--|
| FULL BAND (BRASS, WW, DL +/- NOLETTES) | Band Room |
| BRASS + WOODWIND JOINT SECTIONALS | Chorus Room |
| WOODWIND SECTIONALS | Orchestra Room |
| Flute Sub-Sectionals | Practice Room A |
| Clarinet Sub-Sectionals | Practice Room B |
| Saxophone Sub-Sectionals | Percussion Room |
| BRASS SECTIONALS | Chorus Room |
| Trumpet Sub-Sectionals | Keyboard Lab |
| Mellophone Sub-Sectionals | Dance Lab |
| Baritones/Trombone Sub-Sectionals | Chorus Room |
| Tuba Sub-Sectionals | Chorus Uniform Room |
| DRUMLINE SECTIONALS | Band Room/Locker Room/Chorus Room |
| NOLETTES SECTIONALS | Dance Room/Old Gym/Band Room |

LEADERSHIP POSITION DESCRIPTIONS | JOBS + AREAS

| POSITION | DESCRIPTION | JOBS/AREAS |
|--------------------------------|--|---|
| Band Captain | Teaches Marching & Maneuvering / Leads Outdoor Rehearsals | Podium, All Hallways, Trash, Set Lists, Playlists, Admin Liaison, Athletics Liaison, Voice Overs Lead, Visuals, Lock-Up Building, Inventory, Last to check Practice Location, Count Structures, Yearbook Liaison, Band Rm, Tuba Closet, Electronics Closet, Garden, Concession Stand, Attendance, Uniforms, Uniform Rm, Printing, WW Check-Offs (Music, Drill, Equipment), Orch Rm (sectionals), Orange Cart, Props Lead, Art Patio, Check Stands (after games), Practice Rm A, Music Library, Photos/Videos, Practice Rm B, Bus 1 Captain, Middle School Liaison, Merits/Demerits, Perc Rm (sectionals), Band Trailer Lead, Brass Check-Offs (Music, Drill, Equipment), Chorus Rm (sectionals), Lost & Found, Locker Rm, DL Check-Offs (Music, Drill, Equipment), Tarps, Perc Rm, Electronics/Synth Cart, Perc in Band Rm, Check-Offs Nolettes (Choreography, Drill, Equipment), Stretch/Exercise, Dance Room, Dance Office, SGA Liaison, Calendar, Dance Lab, Chorus Rm (perf.), SIMBA Closet, Costumes/Equipment, SIMBA Liaison, Bus 2 Captain, etc. |
| Assistant Band Captain | | |
| Head Drum Major | Leads Indoor Rehearsals / Conducts on Field/Conducts in Stands | |
| Assistant Drum Major | | |
| Woodwind Captain | Leads Woodwind Sectionals | |
| Woodwind Co-Captain | Assists with Woodwind Sectionals | |
| Flute Section Leader | Leads Flute Sub-Sectionals | |
| Clarinet Section Leader | Leads Clarinet Sub-Sectionals | |
| Saxophone Section Leader | Leads Saxophone Sub-Sectionals | |
| Brass Captain | Leads Brass Sectionals | |
| Brass Co-Captain | Assists with Brass Sectionals | |
| Trumpet Section Leader | Leads Trumpet Sub-Sectionals | |
| Mellophone Section Leader | Leads Mellophone Sub-Sectionals | |
| Baritone/T-Bone Section Leader | Leads Baritone/T-bone Sub-Sectionals | |
| Tuba Section Leader | Leads Tuba Sub-Sectionals | |
| Drumline Captain | Leads Drumline Sectionals | |
| Drumline Co-Captain | Assists with Drumline Sectionals | |
| Nolettes Captain | Leads Nolettes Sectionals | |
| Nolettes Co-Captain | Assists with Nolettes Sectionals | |

RECEIVED BY/ON _____ STUDENT NAME _____

MARCHING BAND | LEADERSHIP APPLICATION-CONTRACT

TO COMPLETE THE LEADERSHIP APPLICATION, STUDENTS MUST DO THE FOLLOWING...

| | |
|-----------------------------|---|
| PLEASE INITIAL BELOW | PLEASE READ ITEMS BELOW. IF ANY OF THE REQUIREMENTS ARE NOT POSSIBLE, STUDENT MUST SPEAK WITH BAND DIRECTOR <u>DURING</u> THE INTERVIEW, OTHERWISE POSITION MAY BE COMPROMISED. |
| | LEADERSHIP CAMP – Leadership must attend summer practices (June/July), leadership camp (July), and band camp (July/August). Please list all summer plans or conflicts on the back of this application. |
| | CLASS - All band/dance members must be in the appropriate band, percussion, or eurhythmics class during the school day. If you end up without the appropriate class in your schedule, even if you marked one, please see band director ASAP. Please list any school day schedule conflicts on the back of this application. |
| | COMMITMENTS - In addition to marching band/Nolettes, all leadership must participate in pep bands and jazz band during the school year in which the leadership position is held (if applicable). Please list all clubs, sports, programs, or other commitments during the school year on the back of this application. |
| | GOOD STANDING - Students must be in good standing (no band debt). If this is not the case, please discuss during the interview. |
| | GPA – Students must have a 2.5 GPA to be on leadership. If this is not the case, please discuss during the interview. |
| | SIGN UP FOR INTERVIEW - Sign-up located on board in the band room. |
| | TURN IN APPLICATION - Form located in black tower in the band room. |
| | <p>SUBMIT ESSAY *READ CAREFULLY!</p> <ul style="list-style-type: none"> • Turn in essay to southeastband@gmail.com. • Create in Word or Google Docs, 1-page, typed, 12pt. font, times new roman, 2.0 spacing. • Label email subject and document file name like this: <i>C. Matthews – 2024 Leadership Application</i> • List leadership position(s) you are interested in applying for at the top of the essay. However, please keep in mind you may be offered a different position. • Discuss your qualifications for the position(s) in which you are applying. • Discuss leadership experience (within band or another organization, ex. church, club, at home, etc.). • Discuss your vision for the band and anything else you feel pertinent to being on leadership. |

SIGN-UP FOR INTERVIEW, APPLICATION, + ESSAY DUE: MONDAY, APRIL 10, 2023
INTERVIEWS BEGIN: MONDAY, APRIL 17, 2023 **And later in the week during classes.*

AVAILABLE POSITIONS

- TOP 4: DRUM MAJOR, BAND CAPTAIN, ASSISTANT DRUM MAJOR, ASSISTANT BAND CAPTAIN
- WOODWIND CAPTAIN, BRASS CAPTAIN, DRUMLINE CAPTAIN, NOLETTES CAPTAIN
- CO-CAPTAINS, SECTION LEADERS

STUDENT SIGNATURE _____ DATE _____

PARENT/GUARDIAN SIGNATURE(S) _____ DATE _____

*SIGNING THIS INDICATES THAT YOU UNDERSTAND AND AGREE TO THE TERMS MENTIONED ABOVE AND IN THE BAND HANDBOOK.

MARCHING BAND | LEADERSHIP CAMP

*SEE BAND CALENDAR FOR EXACT DATES

- Meet in SEHS band room
- Wear: Athletic clothing/shoes
- Bring: Instrument + accessories, pencil, music (if applicable) + Water JUG

LEADERSHIP CAMP PLANNING DAYS (TOP 4 ONLY)

- Top 4 = Drum Major, Band Captain, Asst. Drum Major, and Asst. Band Captain
- Top 4 Leadership Camp takes place for 2 days (M+T) in mid-JULY
- Times: 9am-3pm (BREAK: 1pm-2pm)

LEADERSHIP CAMP (ALL MB LEADERSHIP)

- Leadership Camp takes place for 3 days (W-F) in mid-JULY
- Times: 9am-4pm (BREAK: 1-2pm)
- See Band Calendar - Leadership Camp Notes for detailed tentative schedule, etc.

| SECTION COLORS | | SPIRIT DAYS GAMES | |
|---------------------|---------------|---------------------|------------------------------|
| SECTION | COLOR | DAY | TYPE |
| FLUTES | PURPLE | WK1-MON | Do You Know Your Neighbor? |
| CLARINETS | YELLOW | WK1-TUES | Museum |
| SAXOPHONES | BLACK | WK1-WED | Sharks & Minnows |
| TRUMPETS | RED | WK1-THURS | Mafia |
| MELLOPHONES | GREEN | WK1-FRI | Dodgeball |
| BARITONES/TROMBONES | WHITE/RAINBOW | WK2-MON | Switch / Clone Day |
| TUBAS | ORANGE | WK2-TUES | Kickball / Generations |
| DRUMLINE | BLUE | WK2-WED | FUN / Section Colors |
| NOLETTES | PINK | WK2-THURS | Lip Sync Battle / Show Theme |
| | | WK2-FRI | NO Game / SEHS Spirit |

MARCHING + MANEUVERING TECHNIQUE

| TECHNIQUE | TEACHING FORMULA |
|--|---|
| Posture, Feet Positions + Other + Stationary Commands - 'DAPR' | <ol style="list-style-type: none"> 1. State the Name of Command, When it is Used/Why, and From What Position. 2. Demonstrate Vocals. 3. Demonstrate Maneuver + Vocals. 4. Break Down by Movement. 5. Run Full Command. |
| Ready Front + Horns Up/Horns Down | |
| Mark Time + Hold + Step Sizes Part I (8-5) + Forward Marching | |
| Backward Marching + Direction Changes | |
| Slides/Crabs + Box/Diamond Drills/Figure 8s | |
| Step Sizes Part II (16-5, 6-5, 4-5, 7-5, 5-5) | |
| Visual Instructions Part I + Part II | |
| Review / Mock March-Off | |
| Prepare for Freshman Orientation Performance | |
| Prepare for March-Off Performance | |

MARCHING BAND | BAND CAMP

*SEE BAND CALENDAR FOR EXACT DATES

- Marching Band Camp takes place for two weeks (M-F) in late JULY/early AUGUST.
- Meet in SEHS band room
- Times: 9am-5pm (BREAK: 1pm-2pm)
- Wear: Athletic shirt, (any color for band camp, white for regular practices) athletic shorts, and athletic shoes
- Bring: Instrument + accessories, pencil, music, black binder, + water JUG + sunscreen!

TENTATIVE BAND CAMP SCHEDULE

8am: Vella Arrives

8:30am: Top 4 Arrive

8:45am: MB Leadership Arrive

9am: All Others Arrive – JUMPSTART (chorus room)

- Play Music
- Welcome / Announcements
- Video (SEHS, Other HS, College, DCI, Indoor)
- Quote
- Schedule
- Attendance
- Assign Lockers + Instruments
- Paperwork / \$

10am: Music - Sub-Sectionals (see board for rooms / copy music, if needed)

10:30am: Music - Sectionals (see board for rooms)

11am: Music - Full Band (band room)

11:50am: SHORT BREAK

12-1pm: Stretch / Work-Out (band room)

1pm: LUNCH (Bring lunch or fill out request to leave form)

2pm: Game / Activity

2:50pm: Water Break / Tunnel to Old Gym (decide w/ or w/o instruments?)

3pm: Marching & Maneuvering

3:45pm: Review / Mock-March-Off

4:15pm: Tunnel to Band Room

4:30pm: Announcements / Pack Up / Clean-Up

5pm: DONE! **Leadership done @ 5:15pm!*

MARCH-OFF PERFORMANCE

- The March-Off takes place on the last Friday of band camp.
- Band concession stand opens @ 6pm (eat in Old Gym)
- Meals for all - \$5. Students may use “Band Bucks” they earn for merits at the concession stand.
- Performance @ 6:30pm in the Old Gym / ~9pm – DONE!
- See band calendar – set list / schedule / exact date

FRESHMAN ORIENTATION - MARCHING BAND PERFORMANCE

- 6pm: Performance #1: Last names A-M / 6:30pm: Performance #2: Last names N-Z
- ~7pm: Breezeway performance, ~8pm: DONE!
- See band calendar – set list / schedule / exact date

MARCHING BAND | MERIT SYSTEM + DEMERIT SYSTEM

WHAT IS A MERIT?

- Merits are designed to reward students who go above and beyond what is expected.
- There is no limit for how many merits each person or section can receive.
- Merits can be suggested by band leadership, and band parents, but can **ONLY** be awarded by band staff.
- Merits are announced to students at the end of each practice.
- Merits **DO NOT** cancel out demerits. Each are dealt with separately.

INDIVIDUAL MERITS

- Individuals who go above and beyond will be rewarded 1 merit.
- 1 individual merit = 1 band buck **equal to \$1.*
- At the end of each week 1 student will be chosen for ‘Person of the Week.’
- ‘Person of the Week’ will receive 5 band bucks.

SECTION MERITS

- Entire sections that go above and beyond will be awarded a merit.
- At the end of each week, section merits are added up, and the section with the most is awarded the ‘Nole Pole’.
- The first section to receive the ‘Nole Pole’ for a season determines what it is made out of (ex. a broken music stand, a piece of PVC pipe, a mirror, a gazelle statue...? etc.). Then, as a section, they are to decorate the ‘Nole Pole’ with things that represent their section (mascot, color, etc.) and present it to the band the following week.

WHAT IS A DEMERIT?

- The Demerit System is in place to deter poor behavior within the band.
- Demerits can be given to individuals for poor behavior (language, disobedience, horseplay, etc.), not dressing out properly for practice/performances, for not having the correct equipment for practice/performances, not passing Music/Drill Check-Offs, not cleaning up after oneself, being tardy, and unexcused absences.
- Demerits can be suggested by band leadership, and band parents, but can **ONLY** be given out by band staff.
- Demerits are announced to students at the end of each practice.
- Demerits **DO NOT** cancel out merits. Each are dealt with separately.
- During the summer and weeks when there are no football games during the school year, all demerits will be “worked off” by running laps or various exercises, cleaning details, or by doing a Music/Drill Check-Off.
- During weeks when there are football games:

| # OF DEMERITS | CONSEQUENCE |
|---------------|---|
| 1 Demerit | Run/Walk 2 laps, Sally Up/Down Push Ups. |
| 2 Demerits | No 3rd Quarter Break (if there is a game). Students will receive food, but must remain in the stands, Pick Weeds/Gardening. |
| 3 Demerits | Perform on the Sideline for Pre-Game +/-or Halftime Show + Parent Phone Call. |
| 4 Demerits | Parent/Teacher Conference. This can lead to suspension/expulsion from Marching Band. |

- Please refer to the Supply List for information about dressing out for practice/performances.
- Please refer to the Attendance Policy for information about tardies, excused, unexcused absences.
- If a student fails a Music/Drill Check-Off, the student will be permitted a re-try at the following practice. If they still do not pass, they may receive 1 demerit.

MARCHING BAND | VISUAL TECHNIQUE

POSTURE

FEET

1st position (open), use one fist between arches to set angle.

KNEES

Straight, but not locked.

HIPS

Level and drawn under slightly, removing some of the natural curve to the spine. Squeeze the grape!

BACK

Spine lengthened, arch removed by tilting hips under, separate the upper "block" of the body from the lower "block" by lifting the weight out of the hips and lengthening through the top of the head.

CHEST

Lifted, body held erect and balanced equally (but not resting on the hips).

SHOULDERS

Square and falling equally, lengthened away from the ears, pulling back and down slightly, pull shoulder blades closer.

NECK

Lengthened, separating ears from shoulders, lifting up through the top of the head, ears pulled back to be in line with the shoulders (avoid forward head posture).

CHIN

15-degrees above parallel.

EYES

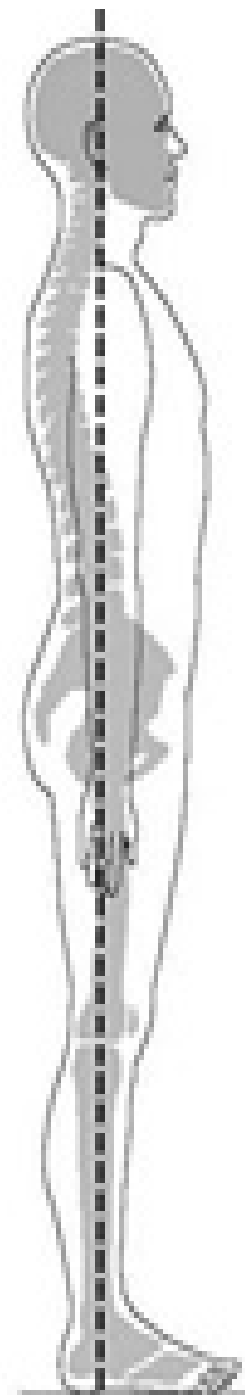
Forward and set on the horizon. Use peripheral vision for dressing lines!

ARMS

With no instrument: A 100-degree angle with left hand covering right fist.
With instrument: Refer to Captains.

60/40 RULE

This means 60% of your body weight is forward and 40% of it is backwards.



MARCHING BAND | VISUAL TECHNIQUE

FEET POSITIONS

1st POSITION (OPEN)

Your feet are at 45-degree angles (V shape) and heels are together. Use your fist between the arches of your feet to gauge the angle.

1st POSITION (CLOSED)

Your feet are together and heels are together.

2nd POSITION (OPEN)

Your feet are shoulder width and at 45-degree angles.



1ST Position (Open)



1ST Position (Closed)



2ND Position (Open)

OTHER TERMS

PLIÉ

General term for bending from the knees (pr. PLEE - ay).

DEMI PLIÉ

Half.

GRANDE PLIÉ


Full or Large.

RELEVÉ

To Rise or elevate on the platform (balls of the feet) (pr. REL - uh - vay).

TONDU

To point the foot, slightly turned out, no weight on foot (pr. TON - doo).



Grand Plié



Demi Plié

MARCHING BAND | VISUAL TECHNIQUE

STATIONARY COMMANDS

AT EASE (RELAX)

This term is used to let the band know they can move around/talk.

DETAIL

Vocal Command: Un-metered command “DETAIL”. Performer assumes position immediately.

Vocal Response: None.

Body Position: Stand with feet apart in 2nd position (open). Hands are at “low” (or “standby”) with left hand over right (refer to captains). Head is down with eyes towards the ground.

Visual Response: Un-metered, done in one movement.

ATTENTION (SET)

Vocal Command: “BAND - (rest) a - TEN - HUT” (4 Counts).

Vocal Response: “SOUTH - EAST” (2 Counts).

Body Position: Stand with feet together in 1st position (open). Hands are at “carry” (or “set”) in front of body (refer to captains). Head is erect with chin at 15-degrees and eyes fixed in the distance.

Visual Response: Count 1 “South” – Snap your head up. Count 2 “East” – bring hands to set, left leg comes in to meet right at 1st position open.

PARADE REST (STANDBY)

Vocal Command: “PA-rade - (rest) - REST” (3 Counts).

Vocal Response: Hiss - “TSSS” - (rest) (2 Counts).

Body Position: Stand with feet together in 1st position (open). Hands are at “low” (or “standby”) with left hand over right. Head is erect with chin at 15-degrees and eyes fixed in the distance.

Visual Response: Count 1 - Freeze. Count 2 - Snap from “attention” to “low” position.

READY FRONT

Vocal Command: “READY - (rest) - FRONT” (3 Counts).

Vocal Response: Hiss - “TSSS - (rest)” (2 Counts).

Body Position: Command returns performer to “attention” position.

Visual Response: Count 1 - Freeze. Count 2 - Snap from “low” back to “attention”.

HORNS UP

Vocal Command: “BAND - HORNS - UP” (3 Counts).

Vocal Response: Hiss - “TSSS” - (rest) - (rest) - (rest) (4 Counts).

Body Position: Stand at “attention” with equipment in “playing” position (refer to captains).

Visual Response: Count 1 - Freeze. Count 2 + 3 - Rotate equipment from “carry” to “playing” position over 2 counts. Movement initiates on 2 and locks on 3. Count 4 - Brass pop right hand onto valve caps. All others freeze.

HORNS DOWN

Vocal Command: “BAND - HORNS - DOWN” (3 Counts).

Vocal Response: Hiss - “TSSS - (rest) - (rest)” (3 Counts).

Body Position: Stand at “attention” with equipment at “carry” (refer to captains).

Visual Response: Count 1 - Freeze. Count 2 + 3 - Rotate equipment from “playing” position to “carry” over 2 counts. Movement initiates on 2 and locks on 3.

MARCHING BAND | VISUAL TECHNIQUE

TECHNIQUE BASICS

MARK TIME/MARKING TIME

Feet begin in 1st position (open). Marking time is when we march in place, and move our legs as if we are marching, but without stepping forward. Initiate movement with left foot. The entire foot is lifted about an inch from the ground.

STRAIGHT LEG TECHNIQUE

At Southeast High School, we use a Straight Leg Technique. This does not mean we lock our knees when we march. Rather, Straight Leg Technique is marching with very little knee bend. Lead with the heel instead of the knee and allow for a slight break of the knee upon pass through from one step to another. Mastering this technique is essential to making the band uniform from player to player and will make playing your instrument on the move easier.

FORWARD MARCHING

Feet begin in 1st position (open). Step-off with left foot while pushing off with right foot. A tendency is to only kick the left foot out, and not initiate a forward body motion. The result is that your body is going to try catch up with your feet while you are marching. A way to prevent this from happening is to push off with your right foot. You should push off with the center of your right foot. Another tendency is to lean into the step-off. Keep your core muscles (abs) tight until forward motion is initiated. After the 1st step (step-off) the rest of the steps are to lead with your heel not your knee. **Feet stay in ski line (parallel to each other) when marching.** Heels hit on the down beats and ankles cross on up beats (the “and” count). How to close - On the last count, place your right foot at a 45 then bring the left foot in to form 1st position (open). Remember to articulate this last step on your heel, not the toe.



Forward March



Backward March

BACKWARD MARCHING

Similar to Forward Marching, though all steps are taken on platforms (balls of feet).

Initiate motion and lift to platforms on the “and” count. Articulate on the ball of left foot.

The tendency is to lean into this step-off and to be on your toes instead of your platforms. Being on your toes will cause you to have balancing issues and it is easier to balance on your platforms.

Lead with your heel and keep your feet in a ski line. Balls of feet should never fully leave the ground only graze along the ground. Also try not to bounce; you will need to lift off your hips to reduce the bouncing. Never allow your heels to roll down and touch the ground.

How to close: On the last count place right foot at a 45 but remain on your platforms until you bring your left foot in. Remain on platforms until the “close” count, and remain tall even after you close and your heels have returned to the ground.

MARCHING BAND | VISUAL TECHNIQUE

DIRECTIONS

DIRECTION CHANGES

The technique of every drill phrase will remain unchanged at the ends of a marching assignment. There will be no foot placement accommodations for direction changes and transitions on the last count of a phrase.

FORWARD TO BACKWARD

Allow your last step (right foot) to roll completely through the last count of a phrase. On the “and” count after completing said phrase, lift to the platforms and articulate with the left platform on the new count one. For instance, in an 8 count phrase: First roll right foot through count eight, as normal. Next, lift on the “and” of 8 to platforms. Simultaneously on the “and” of eight, the ball of the left foot will lift one inch off the ground. Lastly, on beat one, the left foot will articulate on the platform in the backwards direction.

BACKWARD TO FORWARD

Similar to the previous transition, no special technique is used in this transition either. On the last count of a drill phrase moving backwards, the right foot continues to articulate on the toe and stops momentum. On the “and” count after, the left foot simply lifts the toe and extends the heel to articulate on the new count 1. For instance, in an 8 count phrase: First the right foot reaches to articulate on the platform on count eight. Next, the left toe lifts and heel extends on the “and” of eight. Lastly, on beat one, the left foot will articulate on the heel in the forward direction. Notice that there is no need to lower from the platform of the back foot. On any count one in the forward direction, the front (left) foot should have heel to the ground and toe in the air, while the back foot (right) has the toe on the ground and heel in the air.

SLIDES

Slides are a very common technique used to keep your upper body facing the sideline. This is used during shows when your upper body must remain towards the audience while your lower body changes direction from set to set. Maximum rotation is 90-degrees. To achieve the full 90-degrees, split the distance by turning your hips at a 45-degree angle and keeping your shoulders parallel to the sideline. It is important that your shoulders are square to the sideline to keep a uniform look through multiple directions changes. Also, a tendency to drift off the ski line path will occur if the shoulders are not square. This is an unnatural position, and each performer will need to practice maintaining this position for extended periods of time. Each performer must become comfortable with the way this feels in order to use slides in context of the drill, and successfully play their instrument in this position.

BOX DRILL (BUTTERFLY/DIAMOND/FIGURE 8'S)

Creating a Box/Diamond/Figure 8 by using Forward, Slide, Backward, Slide, Forward (or a variation of that). Can initiate to the Left or Right / Forward or Backward.



Left Slide

MARCHING BAND | VISUAL TECHNIQUE

STEP SIZE

8 to 5

- 8 steps from yard line to yard line.
- **Most commonly referred to step-size!**
- Heels lead with straight legs.
- 22.5 inch step.
- **Right foot hits center on count 4.**

16 to 5

- 16 steps from yard line to yard line.
- Slight bend in the knee.
- Heels lead with straight legs.
- **Half the size of an 8 to 5.**
- **Right foot hits center on count 8.**

7 to 5

- 7 steps from yard line to yard line.
- Heels lead with straight legs.
- **Foot does NOT hit center.**

6 to 5

- 6 steps from yard line to yard line.
- Heels lead with straight legs.
- 30 inch step.
- **Left foot hits center on count 3.**

5 to 5


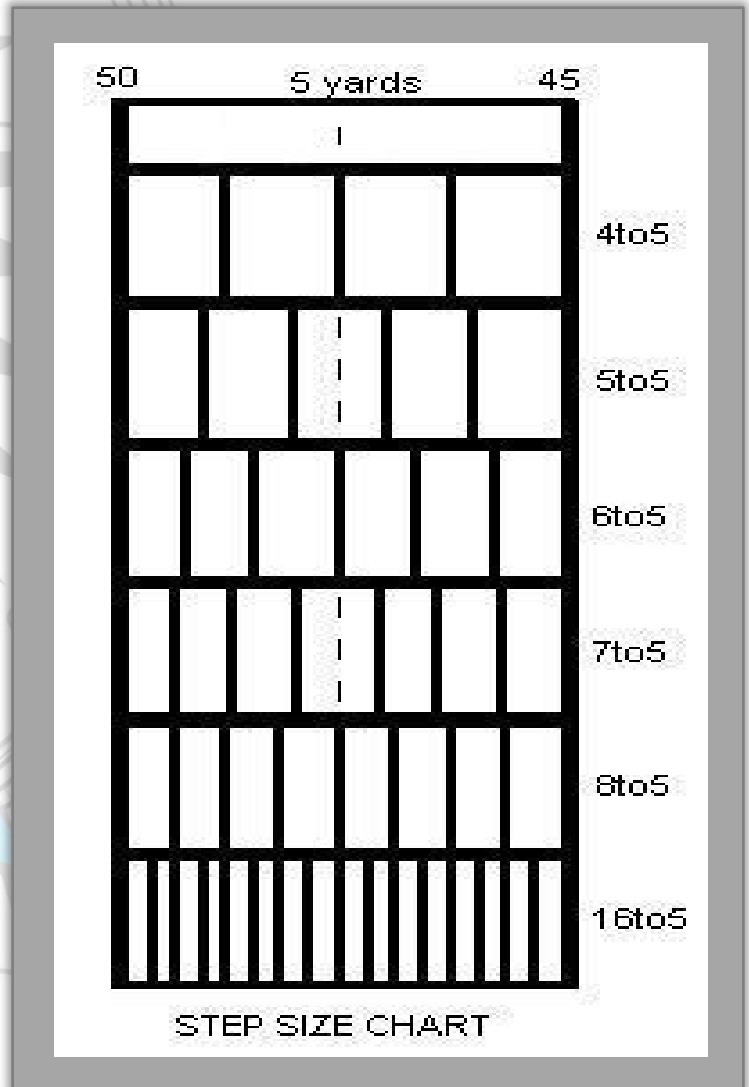
- 5 steps from yard line to yard line.
- Turned out Tondu foot (pointed).
- Legs bent at a 45-degree angle.
- **Jazz Run (Plié March).**
- **Foot does NOT hit center.**

4 to 5

- 4 steps from yard line to yard line.
- Turned out Tondu foot (pointed).
- Legs bent at a 45-degree angle.
- **Jazz Run (Plié March).**
- **Right foot hits center on count 2.**

JAZZ RUN

When drill demands a large size (5 to 5 or larger) a different technique is used to accommodate a larger step. Refer to the chart on the next page for step size references. First, it must be understood that a “Jazz Run” can only be performed in the forward direction. Contrary to standard straight-leg forward marching, each articulation is performed with the toes down in a “Tondu” position, rather than the heel. Each Jazz Run step is performed with legs bent at a 45-degree angle, foot angled in the Tondu position, and articulated with the outer edge of the ball and toes of the foot. The heel remains in the air. Tendencies to avoid include: leaning forward both upon step-off and during the phrase, instinct to use a heel articulation, taking too small a step on count one, significant bouncing of upper body, and flat out running down the field.



Jazz Run

MARCHING BAND | VISUAL INSTRUCTIONS

GENERAL TERMS

Below is one example of a marching band drill **CHART**. In our band, instructors and captains will receive the charts to use for reference during the learning process. Each chart represents one formation on the field, which is called a **SET**. We use the term **DOT** to refer to an individual's specific coordinate within that set. A **SUBSET** is a prominent halfway point between two sets. Note that subsets might not always occur at the same time for the entire band. These sets and subsets are linked together by what we call **COUNTS** (ex. Move 12, Hold 36) and this generally makes up the entire 8 to 10-minute show. Refer to drill chart on next page. Each box (the bigger boxes) represents 4 steps by 4 steps. So, from the Front Side Line to the Front Hash, there are 7 boxes: 7 boxes x 4 steps each = 28 steps total from the Front Side Line to the Front Hash.

FIELD TERMS

Bands perform to the home team's side (as opposed to the visiting team's side), no matter if the band is performing for a home or away game. The **FRONT SIDE LINE** is on the home side. The **BACK SIDE LINE** is on the visitor's side. The **FRONT HASH** marks 28 steps from the front side line. The **BACK HASH** marks 28 steps from the back side line. On our field, we have an X marking the center of the field equidistant inside both hashes on the 50-yard line. Also, on our field, we have orange dots on the yard lines, which mark off every 4 steps to assist with step sizes. The **ENDZONES** are the extreme left and right of the field. **SIDE 1** (left) and **SIDE 2** (right) refer to the Audience/Director's point of view...NOT yours! Imagine that the 50-yard line is the center of your universe. If a 'dot' falls **INSIDE** any yard line, it means it falls towards the 50-yard line (remember you have to think about which side you are on). If a 'dot' falls **OUTSIDE** any yard line, it means it falls away from the 50-yard line, towards the end zones.

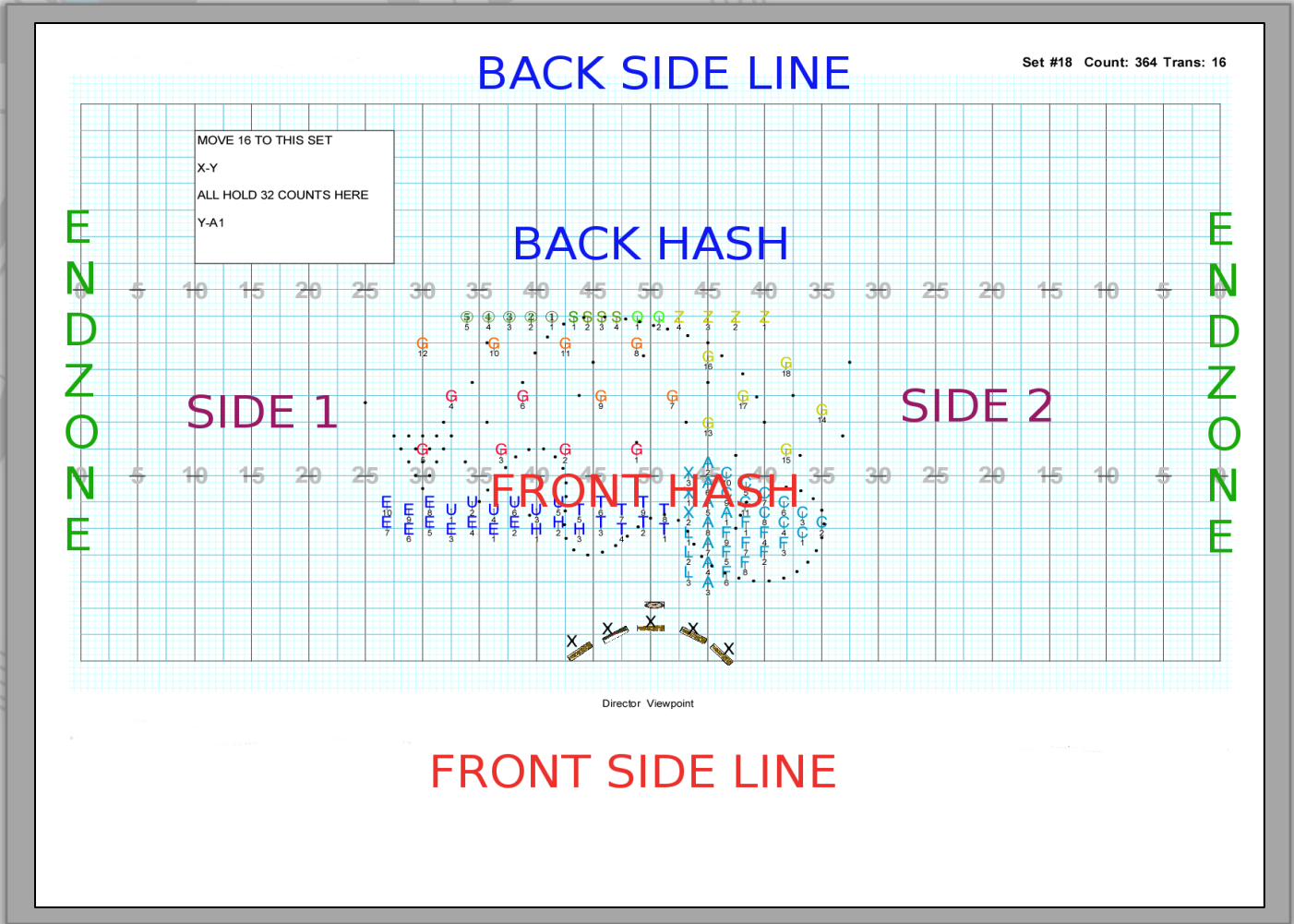
KEY

Every section/instrument on the field is assigned a letter, for example a 'B' for baritone. In addition to this letter, the members of that section will also be assigned a number. So, if there are 4 members of the baritone section, it will look like this: B-1, B-2, B-3, B-4 on the charts. Below, is the key that we will use:

| | | |
|----------------------|----------------|----------------|
| F – Flute | T – Trumpet | N – Snare Drum |
| C – Clarinet | M – Mellophone | Q – Tenor Drum |
| X – Alto Saxophone | B – Baritone | D – Bass Drum |
| TX – Tenor Saxophone | R – Trombone | Y – Cymbals |
| BX – Bari Saxophone | U – Tuba | G – Nolettes |

MARCHING BAND | VISUAL INSTRUCTIONS

FIELD DIAGRAM



COORDINATE SHEETS

Band Staff, Top 4, and Section Captains will receive drill charts. This allows for us to understand each set on a macro level, and help troubleshoot problem areas, just by looking out across the band. All members will receive a **COORDINATE SHEET**, which gives the exact location of all of your 'dots' in a particular movement of the show. All members will receive a laminated coordinate sheet which they will be responsible for keeping track of throughout the year.

| Set | Measure | Counts | Side 1-Side 2 | Front-Back |
|-----|---------|--------|--------------------------------------|---|
| 1 | | 0 | Slide 2: 3.25 steps outside 50 yd in | 8.0 steps behind Front side line |
| 2 | 1-4 | 16 | Slide 2: On 40 yd in | 8.0 steps behind Front side line |
| 3 | 5-9 | 12 | Slide 2: 2.25 steps inside 35 yd in | 12.25 steps in front of Front Hash (HS) |
| 4 | 10-17 | 40 | Slide 2: 3.0 steps inside 43 yd in | 12.75 steps behind Front Hash (HS) |
| 5 | 18-21 | 16 | Slide 1: 3.25 steps inside 45 yd in | 3.25 steps behind Front Hash (HS) |
| 6 | 22-30 | 16 | Slide 1: 0.75 steps outside 40 yd in | 1.75 steps behind Front Hash (HS) |
| 7 | 31-34 | 36 | Slide 1: 0.75 steps outside 40 yd in | 1.75 steps behind Front Hash (HS) |
| 8 | 35-36 | 14 | Slide 1: On 40 yd in | 2.5 steps behind Front Hash (HS) |
| 9 | 37-38 | 14 | On 50 yd in | 2.5 steps behind Front Hash (HS) |
| 10 | 39-42 | 16 | On 50 yd in | 8.0 steps in front of Front Hash (HS) |
| 11 | 43-46 | 16 | Slide 2: 2.0 steps outside 50 yd in | 12.0 steps behind Front side line |
| 12 | 47-50 | 16 | Slide 2: 2.0 steps outside 50 yd in | 12.0 steps behind Front side line |
| 13 | 51-56 | 12 | Slide 2: 2.0 steps outside 50 yd in | 9.0 steps in front of Front Hash (HS) |
| 14 | 57 | 16 | On 50 yd in | 9.0 steps in front of Front Hash (HS) |
| 15 | 58-63 | 24 | Slide 2: 4.0 steps outside 40 yd in | 9.0 steps behind Front side line |
| 16 | 64-69 | 16 | Slide 2: 4.0 steps outside 40 yd in | 9.0 steps behind Front side line |
| 17 | 70-74 | 16 | Slide 2: 4.0 steps outside 40 yd in | 12.0 steps in front of Front Hash (HS) |
| 18 | 75-76 | 16 | Slide 2: 2.0 steps outside 40 yd in | 14.0 steps behind Front side line |

Performer: Alto Sax Symbol: A Label: A3 ID:10 SEHS 2019 Mvmt 1

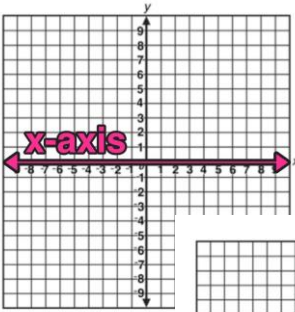
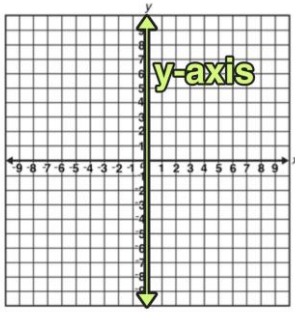
Printed: Mon, Sep 2, 2019 at 10:04 PM Page 25 of 74

MARCHING BAND | VISUAL INSTRUCTIONS

HOW TO READ A COORDINATE SHEET

| Performer: Alto Sax Symbol: s Label: A3 ID:10 | | | SEHS 2019 Mvmt 1 | |
|---|---------|--------|-------------------------------------|---|
| Set | Measure | Counts | Side 1-Side 2 | Front-Back |
| 1 | | 0 | Side 2: 3.25 steps outside 50 yd ln | 8.0 steps behind Front side line |
| 2 | 1-4 | 16 | Side 2: On 40 yd ln | 8.0 steps behind Front side line |
| 3 | 5-9 | 12 | Side 2: 2.25 steps inside 35 yd ln | 12.25 steps in front of Front Hash (HS) |
| 4 | 10-17 | 40 | Side 2: 3.0 steps inside 45 yd ln | 12.75 steps behind Front Hash (HS) |
| 5 | 18-21 | 16 | Side 1: 3.25 steps inside 45 yd ln | 3.5 steps behind Front Hash (HS) |
| 6 | 22-30 | 16 | Side 1: 0.75 steps outside 40 yd ln | 1.75 steps behind Front Hash (HS) |
| 7 | 31-34 | 36 | Side 1: 0.75 steps outside 40 yd ln | 1.75 steps behind Front Hash (HS) |
| 8 | 35-36 | 14 | Side 1: On 40 yd ln | 2.5 steps behind Front Hash (HS) |
| 9 | 37-38 | 14 | On 50 yd ln | 2.5 steps behind Front Hash (HS) |
| 10 | 39-42 | 16 | On 50 yd ln | 8.0 steps in front of Front Hash (HS) |
| 11 | 43-46 | 16 | Side 2: 2.0 steps outside 50 yd ln | 12.0 steps behind Front side line |
| 12 | 47-50 | 16 | Side 2: 2.0 steps outside 50 yd ln | 12.0 steps behind Front side line |
| 13 | 51-56 | 12 | Side 2: 2.0 steps outside 50 yd ln | 9.0 steps in front of Front Hash (HS) |
| 14 | 57 | 16 | On 50 yd ln | 9.0 steps in front of Front Hash (HS) |
| 15 | 58-63 | 24 | Side 2: 4.0 steps outside 40 yd ln | 9.0 steps behind Front side line |
| 16 | 64-69 | 16 | Side 2: 4.0 steps outside 40 yd ln | 9.0 steps behind Front side line |
| 17 | 70-74 | 16 | Side 2: 4.0 steps outside 40 yd ln | 12.0 steps in front of Front Hash (HS) |
| 18 | 75-76 | 16 | Side 2: 2.0 steps outside 40 yd ln | 14.0 steps behind Front side line |

1
2
3
4
5

- **COLUMN #1** – This column indicates what set you are heading to in the show. In this drill chart example, there are 18 sets - 18 different formations the band is creating during this movement.
- **COLUMN #2** – This column indicates the measures in the music that occur during that transition from set to set. For example, in this drill chart, measures 1-4 are played during the transition from set 1 to set 2.
- **COLUMN #3** – This column indicates the amount of counts it takes to travel from one set to the next. For example, in this drill chart, it takes 24 counts to get from set 14 to set 15. However, as you can see in the drill chart example, the most common amount for a set is 16 counts.
- **COLUMN #4** – Think of this column like the x-axis in math – side to side/horizontal. This column indicates if you are on side 1 or side 2 of the field. It specifically gives you information about where your ‘dot’ lies, horizontally speaking. For example, if it says Side 2: 3.25 steps outside 50 yd ln, you would stand on the 50 yd ln, face side 2 and take 3.25 steps.
- **COLUMN #5** – Think of this column like the y-axis in math – up and down/vertical. This column lets us know how far in front or how far behind we are from either the Front Hash, Back Hash, or the Front Sideline. For example, if it says 8.0 steps behind front sideline, then you would go to the front sideline and take 8 steps towards the back of the field.
- **OVERVIEW** – Let’s look at set 1 and combine the five columns together. Column #1 tells us that it is set 1. Column #2 says which measures we play. Column #3 says ‘zero’ which tells us this is where we start so we won’t have any previous counts to get there. Column #4 says Side 2: 3.25 steps outside 50 yd ln so we would look at side 2 and take 3.25 steps away from the 50. Column #5 says 8.0 steps behind the front sideline so we would go to the front sideline and take 8 steps towards the back sideline of the field while keeping the 3.25 steps away from the 50. Once you get there you would take a piece of chalk and mark the spot with your drill spot (ex. B-1) followed by the number one (for set one). You then follow all these steps for the other sets and you’re good to go.

COURSE OVERVIEW | BAND/DANCE

| SEMESTER 1 | |
|------------------|---|
| JULY | Marching Band – Drumline + <i>Nolettes</i> Summer Practices Marching Band – Top 4 Camp + Leadership Camp Marching Band – Band Camp |
| AUGUST | Marching Band – March-Off, Orientation, Practices, Pow-Wows, Football Games <i>Q1 Theory Packet – Part I</i> |
| SEPTEMBER | Marching Band – Practices, Pow-Wows, Football Games All-State Auditions <i>Q1 Theory Packet – Part II</i> |
| OCTOBER | Marching Band – Practices, Pow-Wows, Football Games, Pep Rally, War Drums, Bonfire, Saturday Practices, Competitions, MB MPAs, MB VPA Academy Day Performance <i>Q2 Theory Packet – Part I</i> |
| NOVEMBER | Marching Band – Veteran’s Parade, Marching Band Practices/Football Games Regular Marching Band Practices end ~mid-Nov. Jazz Band Practices begin ~mid-Nov. <i>Q2 Theory Packet – Part II</i> |
| DECEMBER | Jazz Band Practices FSU Tri-State/ USF Festival of Winds ALL S1 EXAM - Winter Concert Dress Rehearsals, Winter Concert |

| SEMESTER 2 | |
|-----------------|---|
| JANUARY | All-State Honor Band / FMEA Conference Marching Band - SEHS Open House, MLK Parade, Basketball Games |
| FEBRUARY | Univ. of Miami Honor Band Gulf Coast District 11 Honor Band Auditions (Tentative) District Solo & Ensemble |
| MARCH | Concert Band/Jazz Band - Spring Concert Concert Band - CB MPAs <i>Nolettes</i> - Yes, We Can Dance! Marching Band - St. Patrick’s Parade, Take Stock in Children 5k DL - EEA Awards State Solo & Ensemble |
| APRIL | Renegade Jazz, Drumline, and <i>Nolettes</i> - MS Outreach Drumline + <i>Nolettes</i> Try-Outs Marching Band – Mini Camp #1 Band Leadership Interviews <i>Nolettes</i> – Recital and Banquet (Tentative) Marching Band - DeSoto Parade |
| MAY | ALL S2 EXAM - Prism Dress Rehearsals, Prism Concert ALL - Band Banquet Marching Band – Mini Camp #2 |
| JUNE | Marching Band – Drumline + <i>Nolettes</i> Summer Practices MUSIC BUILDING CLEANING |

COURSE OVERVIEW | KEYBOARD I

| SEMESTER 1 | |
|------------------|--|
| AUGUST | Intro to Keyboard/Music Staff <i>Q1 Theory Packet – Part I</i> |
| SEPTEMBER | Ode to Joy <i>Q1 Theory Packet – Part II</i> |
| OCTOBER | O Sole Mio <i>Q2 Theory Packet – Part I</i> |
| NOVEMBER | Peace Pipe Duet (Two-Handed) <i>Q2 Theory Packet – Part II</i> |
| DECEMBER | Winter Solo(s) (Two-Handed) S1 EXAM: Winter Concert <i>*Some may perform/others must attend/help!</i> |

| SEMESTER 2 | |
|-----------------|---|
| JANUARY | Winter Solo(s) (Two-Handed) Begin Scale/Chord Study |
| FEBRUARY | Winter Solo(s) (Two-Handed) Continue Scale/Chord Study |
| MARCH | Spring Solo(s) (Two-Handed) Begin learning Keyboard/Percussion Ensemble on own / on piano |
| APRIL | Spring Solo(s) (Two-Handed) Begin Keyboard/Percussion Ensemble on mallet instruments together |
| MAY | Spring Solo(s) (Two-Handed) Keyboard/Percussion Ensemble S2 EXAM: Prism Concert – Participate in Keyboard/Percussion Ensemble |

**Throughout the year, all students will be able to choose additional sheet music and YouTube Tutorials to study during class. What is listed above is just the minimum requirements.*

COURSE OVERVIEW | ORCHESTRA

| SEMESTER 1 | |
|------------------|---|
| AUGUST | TBA |
| SEPTEMBER | TBA |
| OCTOBER | TBA |
| NOVEMBER | TBA |
| DECEMBER | ALL S1 EXAM - Winter Concert Dress Rehearsals, Winter Concert |

| SEMESTER 2 | |
|-----------------|---|
| JANUARY | TBA |
| FEBRUARY | TBA |
| MARCH | TBA |
| APRIL | TBA |
| MAY | ALL S2 EXAM - Prism Dress Rehearsals, Prism Concert |

RECEIVED BY/ON _____ STUDENT NAME _____

BAND PROGRAM | STUDENT INTENT-CONTACT-INFO

*PLEASE FILL OUT AS BEST YOU CAN, SIGN, AND RETURN TO BAND DIRECTOR!

*NOTE: THIS FORM WILL BE USED TO ASSIST IN GETTING YOU IN THE CORRECT CLASSES/ENSEMBLES!

*INITIAL IN BOX NEXT TO ALL CLASSES/ENSEMBLES THAT APPLY. A COPY OF THIS FORM WILL BE RETURNED IF THERE ARE ANY ADDITIONAL CHANGES NECESSARY – FOR EXAMPLE THE STUDENT WANTS TO JOIN JAZZ BAND AFTER THIS FORM HAS ALREADY BEEN SUBMITTED.

VALID FOR THE **2023 - 2024** SCHOOL YEAR | STUDENT GRADE LEVEL _____ | YEAR IN PROGRAM _____

STUDENT INFORMATION **Some of this info will be filled out when we fit for uniforms/please leave blank.*

| | | | |
|--|---|-------------------|--|
| STUDENT CELL | | STUDENT EMAIL | |
| BIRTHDAY <small>*Indicate if you don't want us to put on board.</small> | T-SHIRT SIZE | SHOE SIZE | |
| GLOVE SIZE | GAUNTLET SIZE | CAVALIER HAT SIZE | |
| JACKET # | BIBBER # | | |
| INSTRUMENT/EQUIPMENT EXPERIENCE | | | |
| IB/AP, SPORTS, CLUBS, ORGANIZATIONS, VOLUNTEERING, OR OTHER ACTIVITIES ON/OFF CAMPUS THAT MAY CONFLICT WITH EVENTS | | | |
| <small>*Just so we're aware/can work with you on balancing your commitments. If you don't know yet, no problem, just update us as the season progresses.</small> | | | |
| *Remember, student initials required in all applicable boxes below! | | | |
| <input type="checkbox"/> | BAND (CONCERT/MARCHING) INSTRUMENT(S) _____ \$200 FEE PLUS \$50 FOR MANDATORY SCHOOL INSURANCE. | | |
| <input type="checkbox"/> | JAZZ BAND INSTRUMENT(S) _____ \$50 FEE. *NO COST - Currently paid by SDMC Arts Millage! MANDATORY FOR BAND LEADERSHIP. | | |
| <input type="checkbox"/> | NOLETTES (DANCE/GUARD) ALL NOLETTES ARE PART OF BAND AND PAY NOLETTES FEES (SEE PAGE 12) IN ADDITION TO THE \$200 BAND FEES AND \$50 INSURANCE. | | |
| <input type="checkbox"/> | ORCHESTRA \$50 FEE. | | |

PARENT/GUARDIAN #1 INFORMATION

NAME _____ RELATION TO STUDENT _____
EMAIL _____ HOME # _____ CELL # _____
ADDRESS _____ CITY _____ STATE _____ ZIP _____

PARENT/GUARDIAN #2 INFORMATION

NAME _____ RELATION TO STUDENT _____
EMAIL _____ HOME # _____ CELL # _____
ADDRESS _____ CITY _____ STATE _____ ZIP _____

STUDENT SIGNATURE _____ DATE _____

PARENT/GUARDIAN SIGNATURE(S) _____ DATE _____

*SIGNING THIS FORM INDICATES THAT YOU UNDERSTAND AND AGREE TO THE COST, DATES, AND TERMS MENTIONED ABOVE.

RECEIVED BY/ON _____ STUDENT NAME _____

BAND PROGRAM | LOCKER-EQUIPMENT CONTRACT

*THIS FORM APPLIES TO ALL MEMBERS. PLEASE FILL OUT, SIGN, AND RETURN TO BAND DIRECTOR!

VALID FOR THE **2023 - 2024** SCHOOL YEAR | STUDENT GRADE LEVEL _____ | YEAR IN PROGRAM _____

INSTRUMENT/EQUIPMENT LOAN AGREEMENT

- The instrument/equipment is for the use of the above-named student during his or her class period, practices, and band events/performances. The student is responsible for the instrument during the above mentioned scenarios and when he or she takes the instrument home.
- General maintenance/upkeep will be done by the teacher or through the repair person. If the instrument/equipment is damaged because of negligence, the student will be responsible to pay for necessary repairs.
- In the scenario that the instrument is stolen or destroyed while in the student's possession, the student/parent is responsible for the cost of replacement of the instrument/equipment.
- ALL instruments/equipment MUST be turned back into SEHS Band Program BEFORE SUMMER BREAK.

LOCKER ROOM POLICIES + PROCEDURES

Keep all personal belongings/instruments/cases/equipment in correct locker at all times with a NAME TAG. DO NOT LEAVE VALUABLES UNATTENDED IN LOCKER. DO NOT KEEP/LEAVE PERSONAL BELONGINGS/INSTRUMENTS/CASES/EQUIPMENT IN THE BAND ROOM OR OTHER ROOMS IN THE MUSIC BUILDING.

LOST + FOUND

If you leave belongings outside of your locker unattended, they will be put in Lost & Found (in the Locker Room) until claimed or until cleaned out which occurs 1 week before all extended breaks (Fall Break, Winter Break, Spring Break, and Summer Break). Items still left in untagged lockers or in the Lost & Found lockers during these designated weeks will be discarded or collected for donation.

INSTRUMENT/EQUIPMENT (FOR USE BY BAND DIRECTOR/IF APPLICABLE!)

| # | INSTRUMENT/EQUIPMENT | MAKE/MODEL, PR#, etc. | SEHS BAND EQUIPMENT ID (Ex. SEHS FL 2) |
|---|----------------------|-----------------------|--|
| 1 | | | |
| 2 | | | |
| 3 | | | |
| 4 | | | |
| 5 | | | |
| 6 | | | |

STUDENT SIGNATURE _____ DATE _____

PARENT/GUARDIAN SIGNATURE(S) _____ DATE _____

*SIGNING THIS FORM INDICATES THAT YOU UNDERSTAND AND AGREE TO THE COST, DATES, AND TERMS MENTIONED ABOVE.

RECEIVED BY/ON _____ STUDENT NAME _____

BAND PROGRAM | TRAVEL-MEDICAL-MEDIA RELEASE FORM

*PLEASE FILL OUT, SIGN, AND RETURN TO BAND DIRECTOR!

*PUT N/A FOR NOT APPLICABLE IF A SECTION DOES NOT APPLY TO STUDENT.

VALID FOR THE **2023 - 2024** SCHOOL YEAR | STUDENT GRADE LEVEL _____ | YEAR IN PROGRAM _____

STUDENT CELL # _____ STUDENT EMAIL _____

STUDENT DATE OF BIRTH ____/____/____

EMERGENCY CONTACT (PLEASE LIST SOMEONE OTHER THAN PARENT/GUARDIAN!)

EMERGENCY CONTACT NAME _____ RELATION TO STUDENT _____

EMAIL _____ HOME # _____ CELL # _____

LIST ANY **MEDICAL INFORMATION** THAT SHOULD BE KNOWN ABOUT YOUR CHILD:

EX. SEVERE ASTHMA ATTACKS, SEVERE HEADACHES/MIGRANES, FEET/ARM PROBLEMS, ETC.

LIST **MEDICATIONS** OF ANY TYPE YOUR CHILD WILL NEED REGULARLY ON TRIPS:

EX. INHALER, ASPIRIN, ETC.

LIST ANY **ALLERGIES** OR OTHER SUBSTANCES YOUR CHILD IS ALLERGIC TO:

EX. BEE STINGS, PENICILLIN, CERTAIN FOODS, SEVERE SUNBURN, ETC. *ALSO* LIST DIETARY NEEDS (VEGITARIAN, ETC.)

My son/daughter is given permission to perform, be videotaped, photographed, recorded, and travel with the Southeast High School Band Program. I give permission for my son/daughter to receive emergency medical treatment, if needed.

NOTE: This record will be kept by the Band Director and will only be shared with the School Nurse when necessary (field trip forms).

STUDENT SIGNATURE _____ DATE _____

PARENT/GUARDIAN SIGNATURE(S) _____ DATE _____

*SIGNING THIS FORM INDICATES THAT YOU UNDERSTAND AND AGREE TO THE TERMS MENTIONED ABOVE.

RECEIVED BY/ON _____ STUDENT NAME _____

BAND PROGRAM | RELEASE OF LIABILITY FORM

*PLEASE FILL OUT, SIGN, AND RETURN TO BAND DIRECTOR!

VALID FOR THE **2023 - 2024** SCHOOL YEAR | STUDENT GRADE LEVEL _____ | YEAR IN PROGRAM _____

I UNDERSTAND THE FOLLOWING (PLEASE READ AND INITIAL ALL LINES BELOW):

_____ As stated in the student handbook, I understand that there is adult supervision provided on campus 30 minutes prior and 30 minutes after the school day and scheduled school events.

_____ I understand that during the time frame after school lets out until a particular call time set by an instructor/coach, my child is in no way the responsibility of the instructor/coach.

_____ I understand that while students may remain in the music area during lunch/dinner breaks, they are also permitted to leave campus and I agree to discuss this with my child and make sure they understand what is expected of them related to this matter.

_____ I, the parent/guardian will hold harmless, and indemnify the instructor/coach and the School Board of Manatee County from any and all responsibility for my child as well as for any and all liability for any injuries that may occur to my child during, or as a result of, my child leaving the premises on their own.

_____ I, the parent/guardian will hold harmless, and indemnify the instructor/coach and the School Board of Manatee County from any and all responsibility for my child as well as for any and all liability for any injuries that may occur to my child during, or as a result of, the transportation of my child.

_____ I understand that if there are any long term changes to this, I will see instructor/coach for a new form.

PLEASE CHOOSE OPTION A OR INITIAL ALL APPLICABLE STATEMENTS SO WE HAVE A GENERAL IDEA OF YOUR INTENTIONS FOR YOUR CHILD.

_____ **OPTION A:** My child is NOT permitted to leave campus during lunch/dinner breaks, unless I personally notify the instructor/coach prior to the date in question.

_____ **OPTION B:** *Please initial all APPLICABLE statements:

_____ My child IS permitted to leave campus either by foot or by car for lunch/dinner breaks during scheduled school events throughout the year.

_____ My child IS permitted to leave campus by foot.

_____ My child IS permitted to drive his/her car.

_____ My child IS permitted to drive other students in his/her car.

_____ My child IS permitted to ride with any other students or parents.

_____ My child IS permitted to ride with students or parents on this approved list:

| | |
|----|----|
| 1. | 5. |
| 2. | 6. |
| 3. | 7. |
| 4. | 8. |

STUDENT SIGNATURE _____ DATE _____

PARENT/GUARDIAN SIGNATURE(S) _____ DATE _____

*SIGNING THIS FORM INDICATES THAT YOU UNDERSTAND AND AGREE TO THE TERMS MENTIONED ABOVE.

RECEIVED BY/ON _____ STUDENT NAME _____

BAND PROGRAM | STUDENT CONTRACT

*PLEASE FILL OUT, SIGN AND RETURN TO BAND DIRECTOR!

VALID FOR THE **2023 - 2024** SCHOOL YEAR | STUDENT GRADE LEVEL _____ | YEAR IN PROGRAM _____

I AM RESPONSIBLE FOR THE FOLLOWING (PLEASE READ AND INITIAL ALL LINES BELOW):

- _____ READING AND UNDERSTANDING THE BAND HANDBOOK / FORMS THOROUGHLY. ASKING FOR HELP IF NEEDED.
 - _____ TURNING IN ALL REQUESTED FORMS WITH SIGNATURES WHEN NECESSARY.
 - _____ MY CONDUCT/BEHAVIOR/REPRESENTING THE BAND/SCHOOL TO THE BEST OF MY ABILITY.
 - _____ MAINTAINING GOOD RELATIONS WITH SEHS STAFF/OTHER BAND MEMBERS/SCHOOL ORGANIZATIONS/OTHER SCHOOLS.
 - _____ PERFORMING AT PRACTICE WITH PRIDE, POISE, AND ENTHUSIASM!
 - _____ BEING ORGANIZED + PREPARED AT EVERY PRACTICE/PERFORMANCE/EVENT.
 - _____ WORKING TOGETHER WITH OTHERS AND PAYING ATTENTION WITHOUT COMMENTING OR TALKING.
 - _____ SEEKING HELP ON MUSIC AND/OR MARCHING WHEN NECESSARY.
 - _____ REPORTING INSTRUMENT/EQUIPMENT/UNIFORM/FACILITY ISSUES TO BAND STAFF IMMEDIATELY.
 - _____ SPEAKING WITH BAND STAFF IF I FEEL I HAVE BEEN TREATED UNFAIRLY.
 - _____ ARRIVE EARLY = ON TIME. ARIVE ON TIME = LATE.
 - _____ FULFILLING MY FINANCIAL OBLIATIONS ON THE REQUESTED DATES.
 - _____ SEEING THAT I MEET ALL THE REQUIREMENTS OF INSPECTION FOR PERFORMANCES.
 - _____ ABIDING BY AND PARTICIPATING IN THE MERIT + DEMERIT POLICIES (**BAND/DANCE ONLY**).
 - _____ MAINTAINING AT LEAST A 2.0 GPA AND ASKING FOR HELP IF I AM IN JEOPARDY OF MEETING THIS REQUIREMENT!
 - _____ CHECK GROUPME CHATS + SCHOOLGY BAND GROUP + BAND CALENDAR: SEHSBAND.COM.
 - _____ ATTENDING SCHOOL ON DAY OF PERFORMANCES - **SCHOOL BOARD POLICY**.
 - _____ ATTENDING ALL PRACTICES/PERFORMANCES FOR MY ENSEMBLE(S).
 - _____ ATTENDING ALL PERFORMANCES IN FULL UNIFORM EVEN IF I AM UNABLE TO PERFORM.
 - _____ NOTIFYING DIRECTOR IN TIMELY MANNER IF ABSENT/ARRIVE LATE/LEAVE EARLY.
- (SEE FULL ATTENDANCE POLICY/MAKE-UP ASSIGNMENT IN HANDBOOK)**

I, (PRINT **STUDENT NAME**) _____ have read and understand my responsibilities as a member of the Southeast High School band program as explained in the band handbook. I will comply with the statements in the Student Contract of Commitment and Responsibilities listed above. I will check the GroupMe chat, band calendar, and Schoology band group and notify my band director, band staff, and band leadership in a timely manner if I have a conflict with a scheduled event. If I do not understand something that is expected of me, I will ask my band director for clarification. I understand that not upholding these responsibilities can result in me not receiving any of my band awards for the year or termination from band without a refund. I understand I am liable for all payments and that my name will be turned over to the school after posted due dates if I have not paid. If fees remain to be unpaid, I will not be allowed to participate in school functions such as prom, Grad Bash, graduation ceremony, etc. I must also be in good standing to be on leadership and to participate in yearly band trips.

STUDENT SIGNATURE _____ DATE _____

*I HAVE READ, UNDERSTAND, AND AGREE TO THE TERMS IN THE STUDENT CONTRACT AND WILL DO MY BEST TO COMMUNICATE BAND INFORMATION, PAYMENTS, PRACTICE/PERFORMANCE/EVENT DATES WITH MY PARENTS!

RECEIVED BY/ON _____ STUDENT NAME _____

BAND PROGRAM | FAMILY CONTRACT

*PLEASE FILL OUT, SIGN AND RETURN TO BAND DIRECTOR!

VALID FOR THE **2023 - 2024** SCHOOL YEAR | STUDENT GRADE LEVEL _____ | YEAR IN PROGRAM _____

INFORMATION | COMMUNICATION

The band website address is: **sehband.com**. The band calendar, contact information, and most of the information that you will need for the season is posted directly on the website or can be found in the band handbook (also on the website on the Nole Notes page). We ask that your child checks their section GroupMe chat and the Schoology band group before school begins on Monday for the coming week's events, practices, fundraisers, homework, and other information from the director. We ask that you check the site as well.

SIMBA (BAND BOOSTERS)

*WAYS TO VOLUNTEER WITH DESCRIPTIONS ARE LOCATED IN THE BAND HANDBOOK!

Participation of family members in our BAND BOOSTERS – SIMBA is what keeps our SEHS band program successful. Each year, band parents provide more than 2,000 volunteer hours! There are many jobs both small and large, where we need your involvement. A great sense of accomplishment comes from hearing and seeing the results of our students' and family members' hard work. An adult family member for each band member is *encouraged* to serve a minimum of 6 hours in a band-related capacity during the school year. An adult family member is also *encouraged* to attend at least 2 SIMBA meetings that are held once a quarter from August-May from 6:30pm-7:30pm in the band room.

I AM INTERESTED IN HELPING IN THE FOLLOWING AREAS (PUT 1, 2, 3 for Top 3 Choices)

- | | | |
|--|--|---|
| <input type="checkbox"/> PR/Marketing | <input type="checkbox"/> Plan Band Trip | <input type="checkbox"/> Pass out Water |
| <input type="checkbox"/> Volunteer Coordinator | <input type="checkbox"/> Concession Stand Grill Master | <input type="checkbox"/> Supervise in Stands @ Games |
| <input type="checkbox"/> Load Equipment/Drive Trailer | <input type="checkbox"/> Concession Stand Cashier | <input type="checkbox"/> Build +/-or Move Props |
| <input type="checkbox"/> Seek out Donation/Sponsorship | <input type="checkbox"/> Concession Stand Food Prep | <input type="checkbox"/> Move Percussion Equipment |
| <input type="checkbox"/> Fundraising | <input type="checkbox"/> Uniform Fitting/Repair | <input type="checkbox"/> French Braid Hair (2 Braids) |

I, (PRINT **PARENT/GUARDIAN** NAME) _____ have read and understand what is required of me as an adult family member and understand my student's responsibilities as a member of the Southeast High School band program as explained in the band handbook. I will assist and encourage my student to comply with the statements in the Student Contract of commitment and responsibilities. My student and I will check the band calendar, GroupMe chats, and Schoology Band Group weekly and notify the band director, band staff, and band leadership in a timely manner if there is a conflict with a scheduled event. If I don't understand something that is expected of me or my student, I will ask the band director for clarification. I understand that not upholding these responsibilities can result in my student not receiving any band awards for the year or termination from band without a refund. I understand that my student and I are liable for all payments and that my student's name will be turned over to the school after posted due dates if fees are not paid. If fees remain to be unpaid, my student will not be allowed to participate in school functions such as prom, Grad Bash, graduation ceremony, etc. My student must also be in good standing to be on leadership and to participate in yearly band trips.

PARENT/GUARDIAN SIGNATURE(S) _____ DATE _____

*I HAVE READ, UNDERSTAND, AND AGREE TO THE TERMS IN THE FAMILY CONTRACT AND WILL HELP MY CHILD ADHERE TO THE TERMS LISTED IN THE STUDENT CONTRACT. I WILL DO MY BEST TO COMMUNICATE IMPORTANT INFORMATION TO THE DIRECTOR REGARDING MY CHILD AND HIS/HER PARTICIPATION IN THE BAND PROGRAM.